

6 2 Problem Solving Properties Of Parallelograms

Name _____ Class _____ Date _____

6-2

Practice

Form K

Properties of Parallelograms

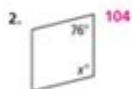
Find the value of x in each parallelogram.



129 To start, identify the relationship between the marked angles in the diagram.

The marked angles are consecutive angles. By Theorem 6-4, the angles are supplementary.

Then write an equation: $x + 51 = 180$



104



26



98

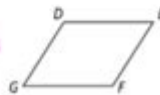
Algebra Find the values of the variables in $\square DEFG$.

5. $DG = 2x + 2$, $EF = 3x - 3$, $DE = 3x + 1$, $GF = 2x + 6$ 5


6. $DG = 4a$, $EF = 5a - 6$, $DE = 3a + 2$, $GF = 2a + 8$ 6

7. $DG = 2r + 3$, $EF = 3r - 3$, $DE = 2r + 6$, $GF = 4r - 6$ 6

8. $DG = 2t - 10$, $EF = t + 5$, $DE = t + 15$, $GF = 2t$ 15



Algebra Find the value of b in each parallelogram. Then find each side length or angle measure.



6; 20.5; 11.7

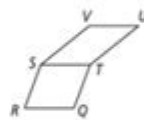


15; 55; 125

11. **Developing Proof** Complete this two-column proof.

Given: $\square QRST$, $\square TSVU$

Prove: $\overline{RQ} \cong \overline{VU}$



Statements	Reasons
1) $\square QRST$, $\square TSVU$	1) <u>?</u> Given
2) $\overline{RQ} \cong \overline{ST}$, <u>?</u> $\overline{ST} \cong \overline{VU}$	2) Theorem 6-3 Opposite sides of \square
3) $\overline{RQ} \cong \overline{VU}$	3) <u>?</u> Trans. Prop. of \cong

6 2 problem solving properties of parallelograms are essential for anyone studying geometry or engaging in practical applications of mathematics. These properties not only define what a parallelogram is but also provide tools for solving various geometric problems related to these quadrilaterals. In this article, we will explore the fundamental properties of parallelograms and demonstrate how they can be applied in problem-solving scenarios.

Understanding Parallelograms

A parallelogram is a four-sided figure (quadrilateral) with opposite sides that are both equal in length and parallel. The properties of parallelograms make them unique and valuable in both

theoretical and practical geometry.

Key Properties of Parallelograms

Before diving into the specific problem-solving properties, let's outline the basic characteristics of parallelograms.

1. Opposite sides are equal: In a parallelogram, the lengths of opposite sides are always equal. For example, if one side measures 5 cm, the opposite side will also measure 5 cm.
2. Opposite angles are equal: The angles opposite each other in a parallelogram are equal in measure. If one angle is 60 degrees, the angle directly across will also be 60 degrees.
3. Consecutive angles are supplementary: Any two adjacent angles in a parallelogram sum up to 180 degrees. If one angle is 70 degrees, the adjacent angle will be 110 degrees.
4. Diagonals bisect each other: The diagonals of a parallelogram intersect at their midpoints, meaning each diagonal divides the other into two equal segments.
5. Area calculation: The area of a parallelogram can be calculated using the formula:
$$\text{Area} = \text{base} \times \text{height}$$
where the base is any side of the parallelogram and the height is the perpendicular distance from the base to the opposite side.
6. Transversals and angles: When a transversal intersects two parallel lines, alternate interior angles are equal, which can be applied in problems involving the angles of a parallelogram.

Problem Solving with Parallelograms

Understanding the properties of parallelograms is crucial for solving geometric problems. Below are some problem-solving properties that leverage the characteristics of parallelograms.

Property 1: Using Opposite Sides

When given a parallelogram, if you know the length of one side, you can easily deduce the length of its opposite side. This is particularly useful in real-world applications, such as construction or design, where symmetry is often required.

Example Problem:

If one side of a parallelogram measures 12 cm, what is the length of the opposite side?

Solution:

Since opposite sides are equal, the opposite side also measures 12 cm.

Property 2: Angle Relationships

The equality of opposite angles and the supplementary nature of consecutive angles can help solve for unknown angles within a parallelogram.

Example Problem:

If angle A in parallelogram ABCD measures 50 degrees, what are the measures of the other angles?

Solution:

- Angle A = 50 degrees (given)
- Angle B = $180 - \text{Angle A} = 180 - 50 = 130$ degrees
- Angle C = Angle A = 50 degrees
- Angle D = Angle B = 130 degrees

Hence, the angles of the parallelogram are 50° , 130° , 50° , and 130° .

Property 3: Diagonal Properties

The fact that diagonals bisect each other can be used to find lengths and relationships within the figure.

Example Problem:

In parallelogram ABCD, if the lengths of diagonals AC and BD are 10 cm and 8 cm, respectively, what is the length of each segment?

Solution:

- Since diagonals bisect each other:
- AC is divided into two segments of 5 cm each ($10 \text{ cm} / 2$).
- BD is divided into two segments of 4 cm each ($8 \text{ cm} / 2$).

Thus, the lengths of the segments are 5 cm and 4 cm.

Property 4: Area Calculation

Calculating the area of a parallelogram can be essential in problems involving land measurement, materials, or any application where space is a concern.

Example Problem:

If the base of a parallelogram is 10 m and the height is 6 m, what is the area?

Solution:

Using the area formula:

$$\begin{aligned} \backslash \\ \text{Area} &= \text{base} \times \text{height} = 10 \text{ m} \times 6 \text{ m} = 60 \text{ m}^2 \\ \backslash \end{aligned}$$

Thus, the area of the parallelogram is 60 square meters.

Property 5: Problem Solving with Transversals

The angle properties of transversals intersecting parallel lines can be applied to determine unknown angles when working with parallelograms.

Example Problem:

If a transversal intersects two sides of a parallelogram, creating an angle of 75 degrees with one side, what is the measure of the alternate interior angle?

Solution:

Since alternate interior angles are equal, the alternate angle will also measure 75 degrees.

Property 6: Coordinate Geometry Applications

In coordinate geometry, parallelograms can be defined with vertices at specific points on a Cartesian plane. By applying the properties of parallelograms, you can solve for unknown coordinates and verify the shape.

Example Problem:

Given the vertices A(1, 2), B(5, 2), and C(4, 5), find the coordinates of vertex D.

Solution:

To find point D, we can use the midpoint formula for the diagonals:

- Midpoint of AC = Midpoint of BD

- Midpoint of AC = $\left(\frac{1 + 4}{2}, \frac{2 + 5}{2}\right) = (2.5, 3.5)$

- Let D be (x, y). Then the midpoint of BD is:

$\left(\frac{5 + x}{2}, \frac{2 + y}{2}\right) = (2.5, 3.5)$

Setting these equations equal gives:

1. $\frac{5 + x}{2} = 2.5 \rightarrow (5 + x = 5) \rightarrow (x = 0)$

2. $\frac{2 + y}{2} = 3.5 \rightarrow (2 + y = 7) \rightarrow (y = 5)$

Thus, vertex D is at (0, 5).

Conclusion

Understanding the **6 2 problem solving properties of parallelograms** equips students and professionals alike with the necessary skills to tackle various geometric challenges. By leveraging these properties, one can efficiently solve for unknown lengths, angles, and areas while applying mathematical principles in real-world contexts. Whether for academic pursuits or practical applications, mastering these properties is essential in the study and application of geometry.

Frequently Asked Questions

What are the basic properties of parallelograms that aid in problem-solving?

The basic properties include opposite sides being equal in length, opposite angles being equal, the diagonals bisecting each other, and consecutive angles being supplementary.

How can the properties of parallelograms be used to determine unknown angles?

By using the property that opposite angles are equal and consecutive angles are supplementary, you can set up equations to solve for unknown angles.

What is the significance of the diagonals in parallelograms?

The diagonals of a parallelogram bisect each other, meaning that each diagonal divides the parallelogram into two congruent triangles, which can be useful in problem-solving.

How can I prove that a quadrilateral is a parallelogram using its properties?

To prove a quadrilateral is a parallelogram, you can show that either one pair of opposite sides are both equal and parallel, or that both pairs of opposite sides are equal in length.

What formulas are useful for finding the area of a parallelogram?

The area can be found using the formula: $\text{Area} = \text{base} \times \text{height}$. Alternatively, if you know the lengths of the sides and the included angle, you can use: $\text{Area} = ab \sin(C)$, where a and b are the lengths of two sides and C is the included angle.

Can the properties of parallelograms help in solving real-life problems?

Yes, the properties of parallelograms are used in various fields including architecture, engineering, and design, where understanding shapes and their properties is essential for construction and layout.

What is the relationship between the sides of a rhombus and its parallelogram properties?

A rhombus is a special type of parallelogram where all sides are equal in length. Hence, it inherits all properties of parallelograms and additionally has equal-length sides.

How does the concept of symmetry relate to parallelograms?

Parallelograms exhibit symmetry in that the diagonals bisect each other, leading to congruent

triangles on either side of the diagonal, which can simplify various geometric problems.

Find other PDF article:

<https://soc.up.edu.ph/21-brief/Book?dataid=Tcr42-0742&title=examcrackers-how-to-get-into-medical-school.pdf>

6 2 Problem Solving Properties Of Parallelograms

[illegible]

Oct 3, 2024 · [\[REDACTED\]](#) [\[REDACTED\]](#) 1. [\[REDACTED\]/gamemode survival](#) 2. [\[REDACTED\]](#)
[/gamemode creative](#) [\[REDACTED\]](#) ...

αβγδεσζω_

Aug 5, 2024 · αβγδεσζω␣␣␣␣␣␣␣␣␣␣␣␣␣␣␣␣␣␣␣␣Alpha␣/ælfə/␣␣“␣␣”␣␣Beta ...

2025 6 1 -

2025 6 1 618 [] 1,392

2025 7 CPU 9 9950X3D -

Jun 30, 2025 · 5600G 612 B450 A520
5600G+ A450-A PRO

□□ - □□□□□□□□

2011 年 1 月 ...

□ □ □ □ □ □ □ □ □ □ - □ □ □ □ □ □ □ □ □ □ □ □ □ □

Apr 27, 2025 · <http://www.yhdm62.com> ...

```

0000000000000000 xwechat_file0000000 ...

```

...

2025 7 月 1 日 - 10 月 31 日

2025 DIY

□□□□□□1□30 - □□□□

[illegible]

2 4 5 6 8 mm

2 4 5 6 8 15 20 25mm 1 GB/T50106-2001 DN15,DN20,DN25
2 DN ...

