




# 4th Grade Scientific Method Worksheet

Scientific Method

Scientific Method Quiz

Tick the correct answers.  
(Find the answers on the next page.)

1. The process of asking questions is known as \_\_\_\_\_.
2. A decision taken on the basis of information is known as a \_\_\_\_\_.
3. A possible answer to a scientific question is known as \_\_\_\_\_.
4. The procedure used to collect data about an object or an event is known as an \_\_\_\_\_.
5. The tool that magnifies faraway objects is known as a \_\_\_\_\_.
6. The \_\_\_\_\_ is a series of steps used to plan and conduct an experiment.
7. The \_\_\_\_\_ is that part of a scientific investigation that can be controlled or measured.
8. The \_\_\_\_\_ is that part of a scientific investigation that remains the same.
9. A \_\_\_\_\_ is an educated guess.
10. The \_\_\_\_\_ is a tool that makes objects appear larger.



©2013 Knowledge Adventure, Inc. All rights reserved.

**4th grade scientific method worksheet** is an essential educational resource that helps young learners grasp the foundational principles of scientific inquiry. At this stage in their education, students are introduced to the scientific method as a systematic way to explore questions and solve problems. A well-structured worksheet can provide an engaging way for 4th graders to practice their skills in observing, hypothesizing, experimenting, and concluding. In this article, we will explore the components of a 4th grade scientific method worksheet, its importance, and how teachers and parents can effectively use it to enhance learning.

# Understanding the Scientific Method

The scientific method is a step-by-step process used by scientists to conduct experiments and research. It enables students to develop critical thinking and problem-solving skills. Here are the key steps of the scientific method:

1. **Observation:** Making detailed observations about the world around them.
2. **Question:** Formulating a question based on those observations.
3. **Hypothesis:** Proposing a possible explanation or answer to the question.
4. **Experiment:** Designing and conducting an experiment to test the hypothesis.
5. **Analysis:** Analyzing the data collected during the experiment.
6. **Conclusion:** Drawing conclusions based on the analysis, confirming or rejecting the hypothesis.
7. **Communication:** Sharing the findings with others.

A 4th grade scientific method worksheet typically guides students through each of these steps, providing a structured format for them to document their experiments and findings.

## Components of a 4th Grade Scientific Method Worksheet

A well-designed worksheet can significantly enhance the learning experience. Here are the essential components that should be included:

### 1. Title Section

This section allows students to write the title of their experiment. It helps them practice summarizing their project succinctly.

### 2. Question

Students should state the research question they are trying to answer. This section encourages them to think critically about what they want to learn.

### **3. Hypothesis**

In this section, students formulate a hypothesis based on their observations. It should be a clear statement predicting the outcome of the experiment.

### **4. Materials List**

This part requires students to list all the materials needed to conduct their experiment. This helps them understand the importance of preparation and organization.

### **5. Procedure**

Here, students outline the steps they will take to conduct their experiment. This encourages them to think logically and sequentially.

### **6. Data Collection**

This section is crucial for students to record their observations and data during the experiment. It can include tables, charts, or diagrams depending on the experiment.

### **7. Analysis**

Students analyze the data they collected to determine if it supports or refutes their hypothesis. This section encourages critical thinking and interpretation of results.

### **8. Conclusion**

In the conclusion section, students summarize their findings, discussing whether their hypothesis was correct and what they learned from the experiment.

### **9. Communication**

This final section allows students to reflect on how they could share their findings with others. This can include suggestions for presentations, reports, or even simple discussions with peers.

## **Benefits of Using a Scientific Method Worksheet**

Utilizing a 4th grade scientific method worksheet offers several benefits for young learners:

## **1. Structured Learning**

The worksheet provides a structured approach to scientific inquiry, helping students stay organized and focused on each step of the process.

## **2. Engagement**

Hands-on experiments paired with worksheets make learning interactive and engaging, fostering a love for science among students.

## **3. Skill Development**

By following the scientific method, students develop critical skills such as observation, analysis, and logical reasoning, which are essential for academic success.

## **4. Confidence Building**

Completing experiments and documenting the process helps students build confidence in their ability to conduct scientific research independently.

# **How to Create Your Own 4th Grade Scientific Method Worksheet**

Teachers and parents can create customized worksheets tailored to the needs and interests of their students. Here's how to do it:

## **1. Start with a Template**

Use existing templates as a base. Many educational websites offer free downloadable worksheets that can be adapted.

## **2. Customize the Sections**

Tailor the sections to fit specific experiments or topics being studied in class. This makes the worksheet more relevant to the students.

## **3. Include Visual Aids**

Incorporate images, charts, or diagrams to make the worksheet visually appealing and to aid understanding.

## **4. Provide Examples**

Include sample questions or hypotheses to guide students who may struggle with formulating their own.

## **5. Offer Space for Reflection**

Add a section for students to reflect on what they learned and how they can apply the scientific method in other areas of life.

## **Conclusion**

Incorporating a **4th grade scientific method worksheet** into classroom activities or home learning can significantly enhance students' understanding of scientific principles. By practicing the steps of the scientific method, students develop critical thinking skills, engage in hands-on learning, and foster a curiosity about the world around them. Whether teachers create their own worksheets or utilize existing templates, the emphasis should remain on encouraging exploration and inquiry. As students learn to navigate the scientific method, they not only gain knowledge but also build confidence in their ability to investigate and understand complex concepts, setting a solid foundation for future scientific learning.

## **Frequently Asked Questions**

### **What is the purpose of a scientific method worksheet for 4th graders?**

A scientific method worksheet helps 4th graders understand the steps of the scientific method, including asking questions, forming hypotheses, conducting experiments, and analyzing results.

### **What key components should be included in a 4th grade scientific method worksheet?**

A 4th grade scientific method worksheet should include sections for the question, hypothesis, materials, procedure, observations, and conclusion.

### **How can teachers effectively use a scientific method worksheet in the classroom?**

Teachers can use the worksheet as a guided activity during experiments, encouraging students to fill it out as they progress through each step of the scientific method.

## What types of experiments are suitable for 4th graders to practice the scientific method?

Simple experiments such as growing plants under different light conditions, testing the strength of various paper types, or measuring the effects of temperature on ice melting are suitable for 4th graders.

## How can parents support their children in using a scientific method worksheet at home?

Parents can support their children by helping them choose a simple experiment, guiding them through each step of the worksheet, and discussing their findings together.

Find other PDF article:

<https://soc.up.edu.ph/13-note/pdf?docid=gMT32-1669&title=cloud-migration-assessment-questionnaire.pdf>

## 4th Grade Scientific Method Worksheet

□□	-	□□□□□□□□
----	---	----------

2011 年 1 月 ...

*Gemini2.5Pro* □□□□□□□□□□□□□□□□? - □□

www.youtube.com/red “YouTube Premium” IP

## Backup? -

BBBBB B BBBBB

BBBBB BBBBB up

## Download and install Google Chrome

How to install Chrome Important: Before you download, you can check if Chrome supports your operating system and other system requirements.

□□ - □□□□□□□□

2011 1

□□□□□□□□□□□□□□□□ *bgm* □ - □□

10 BGM

-

Win10 Win11



Discover engaging 4th grade scientific method worksheets designed to enhance learning and spark curiosity. Perfect for classroom or home use! Learn more now!

[Back to Home](#)