

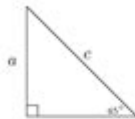
# 45 45 90 Triangle Worksheet



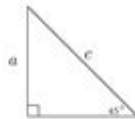
Solve the 45-45-90 triangle for the indicated side.

Type 1: Leg is given

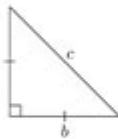
1. If  $a = 3$ , solve for  $c$ .



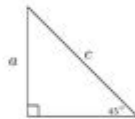
2. If  $a = 6$ , solve for  $c$ .



3. If  $b = 7$ , solve for  $c$ .

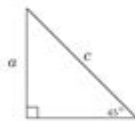


4. If  $a = 11$ , solve for  $c$ .

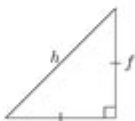


...

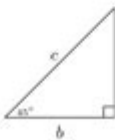
5. If  $a = 6\sqrt{2}$ , solve for  $c$ .



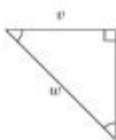
6. If  $f = 2\sqrt{2}$ , solve for  $h$ .



7. If  $b = 7\sqrt{2}$ , solve for  $c$ .



8. If  $v = 11\sqrt{2}$ , solve for  $w$ .



**45 45 90 triangle worksheet** is an essential educational tool for students learning about special triangles in geometry. This worksheet focuses on the properties, calculations, and applications of 45 45 90 triangles, which are isosceles right triangles. In this article, we will delve into the characteristics of these triangles, how to use the worksheet effectively, and the relevance of this knowledge in various mathematical contexts.

## Understanding 45 45 90 Triangles

A 45 45 90 triangle is a special type of isosceles right triangle where the angles measure 45 degrees, 45 degrees, and 90 degrees. The properties of this triangle make it distinct and useful in various mathematical applications.

## Properties of 45 45 90 Triangles

1. Angle Measurements: As mentioned, the angles measure  $45^\circ$ ,  $45^\circ$ , and  $90^\circ$ .
2. Side Length Ratios: In a 45 45 90 triangle, the lengths of the legs are equal, and the length of the hypotenuse is  $\sqrt{2}$  times the length of one leg. This can be expressed as:
  - If each leg is  $x$ , then the hypotenuse is  $(x\sqrt{2})$ .
3. Area Calculation: The area of a 45 45 90 triangle can be calculated using the formula:
  - $\text{Area} = \left( \frac{1}{2} \times \text{base} \times \text{height} \right)$
  - Since both legs are equal, this simplifies to:
  - $\text{Area} = \left( \frac{1}{2} x^2 \right)$ .
4. Perimeter Calculation: The perimeter of a 45 45 90 triangle can be found by adding the lengths of all three sides:
  - $\text{Perimeter} = (x + x + x\sqrt{2}) = 2x + x\sqrt{2}$ .

## Visual Representation

A visual representation of a 45 45 90 triangle can greatly aid in understanding its properties. Below is a simple illustration:

```

...
|
|\
| \
| \
x | \ x√2
| \
| \
|_____|
x
...
```

In this triangle, the two legs are of equal length ( $x$ ), and the hypotenuse is represented as  $(x\sqrt{2})$ .

## Using the 45 45 90 Triangle Worksheet

The 45 45 90 triangle worksheet is designed to help students practice and reinforce their understanding of this type of triangle. It typically includes several types of problems, such as calculating side lengths, areas, and perimeters.

## Types of Problems Included

### 1. Finding Side Lengths:

- Given the length of one leg, calculate the length of the other leg and the hypotenuse.
- Example: If one leg measures 5 cm, what is the length of the hypotenuse?

### 2. Calculating Area:

- Given the length of the legs, find the area of the triangle.
- Example: If each leg is 4 cm, what is the area of the triangle?

### 3. Perimeter Problems:

- Calculate the perimeter when the lengths of the legs are given.
- Example: If each leg is 3 cm, what is the perimeter of the triangle?

### 4. Real-World Applications:

- Problems that apply the properties of 45 45 90 triangles to real-life situations, such as construction or design scenarios.

## Sample Problems and Solutions

To illustrate how to use the worksheet, let's look at a few sample problems with solutions.

Problem 1: If one leg of a 45 45 90 triangle is 6 cm, find the length of the hypotenuse.

Solution:

Using the relationship  $(\text{hypotenuse} = x\sqrt{2})$ :

- Hypotenuse =  $(6\sqrt{2})$  cm  $\approx 8.49$  cm.

Problem 2: Calculate the area of a 45 45 90 triangle where each leg is 5 cm.

Solution:

Using the area formula:

- Area =  $(\frac{1}{2} x^2 = \frac{1}{2} (5^2) = \frac{1}{2} (25) = 12.5)$  cm<sup>2</sup>.

Problem 3: What is the perimeter of a triangle with legs measuring 7 cm?

Solution:

Using the perimeter formula:

- Perimeter =  $(2x + x\sqrt{2} = 2(7) + 7\sqrt{2} = 14 + 7\sqrt{2})$  cm  $\approx 21.9$  cm.

# Importance of 45 45 90 Triangles in Geometry

45 45 90 triangles are not just theoretical concepts; they have practical applications in various fields, including architecture, engineering, and art.

## Applications in Real Life

1. Architecture: Architects often use right triangles in their designs, and understanding the properties of 45 45 90 triangles allows them to create structurally sound buildings.
2. Engineering: Engineers may apply the principles of these triangles in various calculations, such as determining loads and forces in structures.
3. Graphic Design: Designers utilize the unique properties of 45 45 90 triangles in creating visual compositions, ensuring balance and aesthetics.

## Tips for Mastering 45 45 90 Triangles

- Practice Regularly: Use worksheets frequently to solidify your understanding.
- Visualize: Draw triangles to visualize the relationships between sides and angles.
- Relate to Real Life: Try to connect the properties of triangles to real-world situations to enhance comprehension.
- Study with Peers: Collaborative learning can help clarify concepts and improve problem-solving skills.

## Conclusion

The 45 45 90 triangle worksheet is a valuable resource for students to practice and understand the unique properties of this special triangle. By mastering the calculations related to side lengths, areas, and perimeters, students can apply this knowledge in various real-world situations and other mathematical contexts. As they work through problems on the worksheet, students will develop a strong foundation in geometry that will serve them well in their academic and professional careers.

## Frequently Asked Questions

### What is a 45 45 90 triangle?

A 45 45 90 triangle is an isosceles right triangle where the angles are 45 degrees, 45 degrees, and 90 degrees. The sides opposite the 45-degree angles

are equal in length.

## **What are the side ratios of a 45 45 90 triangle?**

In a 45 45 90 triangle, the lengths of the legs are equal, and the length of the hypotenuse is  $\sqrt{2}$  times the length of each leg. If the legs are of length 'x', the hypotenuse will be ' $x\sqrt{2}$ '.

## **How can I use a worksheet to practice 45 45 90 triangle problems?**

A worksheet for 45 45 90 triangles typically includes problems that require you to calculate the lengths of the sides given one side, find the area, or solve for missing angles using the properties of the triangle.

## **What is the area formula for a 45 45 90 triangle?**

The area of a 45 45 90 triangle can be calculated using the formula:  $\text{Area} = (1/2) \text{ base height}$ . Since the base and height are equal in this triangle, it simplifies to  $\text{Area} = (1/2) \times x \times x = (x^2)/2$ .

## **What types of problems can I expect on a 45 45 90 triangle worksheet?**

You can expect problems that involve calculating side lengths, finding the area, using the Pythagorean theorem, and word problems involving real-life applications of 45 45 90 triangles.

## **Are there online resources available for 45 45 90 triangle worksheets?**

Yes, many educational websites offer free printable worksheets, interactive quizzes, and downloadable PDFs specifically focused on 45 45 90 triangles and their properties.

## **How do I check my answers on a 45 45 90 triangle worksheet?**

Many worksheets come with an answer key at the end. Additionally, you can verify your answers by using the properties of 45 45 90 triangles or by checking your calculations with a teacher or online calculator.

Find other PDF article:

<https://soc.up.edu.ph/16-news/files?dataid=QCm94-7683&title=decision-modeling-and-analysis.pdf>

# 45 45 90 Triangle Worksheet

45# 45#

Aug 26, 2010 · 45 HRC55

1984 “ ” 1993 17.3—11.3Kpa (130—85mmHg) 17.3 18.6Kpa (130—139mmHg)

s45c 45

Nov 8, 2023 · 45 S45C 45

2011 1

1 100

20 40 40 45 20 5.69 X2.13 X2.18

2025

Jun 21, 2025 · UC7 UC6 UC6 CC7

45#

45 600MPa 355MPa 229HBS 197HBS

45

45

2025

Jun 11, 2025 · 30-45

45# 45#

Aug 26, 2010 · 45 HRC55

1984 “ ” 1993 17.3—11.3Kpa (130—85mmHg)

s45c 45

Nov 8, 2023 · 45 S45C 45

□□ - □□□□□□□□

2011 1

□□□□□□□1□100□□□□□□□□□□□\_□□□□

`00000001100 ...`

Enhance your geometry skills with our 45 45 90 triangle worksheet! Perfect for practice and mastering concepts. Discover how to solve these triangles today!

[Back to Home](#)