







6 Traits Of Writing Worksheets

Six Traits of Writing Overview

IDEAS <ul style="list-style-type: none">Does the author have a purpose?Can readers easily determine the purpose, or why the piece was written?Does the author have sufficient knowledge of the topic or idea?Is the idea interesting?Is the text engaging?Are ideas matched to an overall theme?Does the author stay on topic? 	ORGANISATION <ul style="list-style-type: none">Is the writing organised, clear and ordered?Is a top-level structure used effectively?Is there a clear introduction?Does the body explore the idea, theme, or topic in more detail?Are details in correct places?Does the author transition smoothly between ideas?Is there a conclusion? 	VOICE <ul style="list-style-type: none">Has the author developed a personal tone, or flavour?Does the writing feel like it has heart?Is the tone appropriate for the idea?Does the voice represent the purpose: imaginative, informative, interpretative, opinionated, persuasive, provocative, or emotive?Does the writing connect with readers?Is the text original in some way? 
WORD CHOICE <ul style="list-style-type: none">Is vocabulary clear, fresh, emotive, imaginative, or colourful, as needed?Are verbs energetic?Does word choice enable readers to visualise?Has the author been innovative with vocabulary?Is vocabulary subject-specific when needed?Have complex words been used effectively? 	SENTENCE FLUENCY <ul style="list-style-type: none">Are sentence beginnings varied?Are sentence types and lengths varied?Are sentences interesting and natural?Do short sentences create impact?Do longer sentences add depth?Is the text smooth and fluid when read?Are questions used effectively?Does dialogue enhance the rhythm?Have linking words and phrases been used effectively within and across sentences? 	CONVENTIONS <ul style="list-style-type: none">Is punctuation accurately used?Has punctuation been used for effect? (e.g. bold words, italics, ellipsis)Are quotations shown accurately?Has capitalisation been applied?Is spelling accurate?Are sentences grammatically correct?Is paragraphing accurate?Is the text legible and easy to read? 

© 2020 Literacy Solutions

6 traits of writing worksheets are essential components that can significantly enhance the learning experience for students and writers alike. Writing worksheets serve as effective tools for developing writing skills, fostering creativity, and improving overall literacy. Understanding these traits can help educators, parents, and students select or create worksheets that are most beneficial for their specific needs. In this article, we will explore the six key traits of writing worksheets that can elevate the writing process and make learning more engaging and effective.

1. Clarity of Instructions

One of the most important traits of writing worksheets is the clarity of instructions provided. Clear and concise directions guide the student through the writing process, reducing confusion and fostering confidence in their abilities.

Key Elements of Clear Instructions

- **Simple Language:** Use age-appropriate language that students can easily understand.
- **Step-by-Step Guidance:** Break down tasks into manageable steps, ensuring students know what is expected at each stage.
- **Examples and Illustrations:** Provide examples or illustrations to clarify complex instructions or concepts.

2. Structured Framework

A well-structured writing worksheet offers a framework that helps students organize their thoughts and ideas. This structure can take various forms, such as graphic organizers, outlines, or guided prompts.

Benefits of a Structured Framework

- Improved Organization: Helps students arrange their ideas logically, making their writing coherent and easy to follow.
- Encouragement of Critical Thinking: Prompts students to think critically about their topics and how to present them effectively.
- Time Management: A structured approach can help students manage their writing time more efficiently.

3. Engaging and Relevant Content

The content of writing worksheets must be engaging and relevant to capture students' interest and motivate them to write. Worksheets that connect with students' experiences and interests encourage creativity and personal expression.

Ways to Ensure Engaging Content

- Relatable Topics: Choose topics that resonate with students' lives, such as their hobbies, current events, or personal experiences.
- Variety of Genres: Incorporate different genres of writing, such as narratives, persuasive essays, and poetry, to cater to diverse interests.
- Interactive Elements: Include activities that require students to interact with the content, such as brainstorming sessions or group discussions.

4. Opportunities for Feedback and Revision

Effective writing worksheets provide opportunities for feedback and revision, which are critical components of the writing process. Feedback helps students understand their strengths and areas for improvement, while revision encourages them to refine their work.

Incorporating Feedback and Revision

- Peer Review: Encourage students to share their work with peers for constructive feedback.
- Self-Assessment Checklists: Provide checklists that help students evaluate

their writing against specific criteria.

- **Revision Guidelines:** Offer clear guidelines on how to revise their work, focusing on aspects like content, organization, and grammar.

5. Flexibility and Adaptability

Another important trait of writing worksheets is their flexibility and adaptability to different learning styles and levels. Worksheets should be designed in a way that they can be tailored to meet the needs of diverse learners, whether they are advanced writers or those who may need more support.

Strategies for Flexibility

- **Differentiated Tasks:** Create varying levels of difficulty within the same worksheet to accommodate different skill levels.
- **Choice of Topics:** Allow students to choose from a list of topics or genres, fostering a sense of ownership over their writing.
- **Modifiable Formats:** Design worksheets that can be easily modified for use in different settings, such as group work or independent study.

6. Focus on Skill Development

Finally, writing worksheets should emphasize skill development across various aspects of writing. This includes grammar, vocabulary, style, and voice. By focusing on specific skills, worksheets can help students build a solid foundation for their writing.

Areas of Skill Development

- **Grammar and Mechanics:** Incorporate exercises that target specific grammar rules and writing conventions.
- **Vocabulary Building:** Include activities that encourage students to expand their vocabulary, such as using synonyms or descriptive language.
- **Voice and Style:** Provide prompts that challenge students to explore different writing styles and develop their unique voice.

Conclusion

In conclusion, the **6 traits of writing worksheets**—clarity of instructions, structured frameworks, engaging content, opportunities for feedback and revision, flexibility and adaptability, and a focus on skill development—are

essential for effective writing instruction. By incorporating these traits into writing worksheets, educators and parents can create an enriching learning environment that empowers students to improve their writing skills, express their thoughts creatively, and develop a lifelong love for writing. Whether you are designing your worksheets or selecting existing ones, keeping these traits in mind will ensure a more productive and enjoyable writing experience for all.

Frequently Asked Questions

What are the 6 traits of writing in educational worksheets?

The 6 traits of writing are Ideas, Organization, Voice, Word Choice, Sentence Fluency, and Conventions.

How can writing worksheets help improve the trait of 'Ideas'?

Writing worksheets can provide prompts and structures that encourage students to explore and develop their ideas more fully.

Why is 'Organization' important in writing worksheets?

Organization helps students structure their writing logically, making it easier for readers to follow their thoughts and arguments.

In what way does 'Voice' contribute to effective writing worksheets?

Voice adds personality and authenticity to writing; worksheets can include exercises that help students find and express their unique voice.

How can worksheets enhance 'Word Choice' in student writing?

Worksheets can include vocabulary-building exercises and synonym challenges that encourage students to choose more precise and impactful words.

What role does 'Sentence Fluency' play in writing worksheets?

Sentence fluency refers to the rhythm and flow of writing; worksheets can provide practice in varying sentence lengths and structures to improve fluency.

How do writing worksheets address 'Conventions' effectively?

Worksheets often include grammar, punctuation, and spelling exercises that help reinforce the rules of writing conventions in a focused manner.

Find other PDF article:
<https://soc.up.edu.ph/02-word/Book?docid=pof36-3611&title=7-1-integer-exponents-answers.pdf>

6 Traits Of Writing Worksheets

Oct 3, 2024 · 1. /gamemode survival 2. /gamemode creative ...

Aug 5, 2024 · Alpha /ælfə “ ” Beta ...

2025 6 1 - 1,392

2025 7 CPU 9 9950X3D - Jun 30, 2025 · 5600G 6 12 B450 A520 5600G+ A450-A PRO

2011 1 ...

Apr 27, 2025 · http://www.yhdm62.com ...

xwechat_file ...

2025 7 - 2025 DIY

1 30 - 1-30: 31-50 10-80: ...

2 4 5 6 8 mm 2 4 5 6 8 15 20 25 mm 1 GB/T50106-2001 DN15,DN20,DN25

2个DN

Oct 3, 2024 · 1. /gamemode survival 2. /gamemode creative

αβγδεσξω

Aug 5, 2024 · Alpha/ælfə“”Beta ...

202561

202561618 [] 1,392

2025 7 CPU 9 9950X3D

Jun 30, 2025 · 5600G 6 12 B450 A520 5600G+ A450-A PRO

-

2011 1

-

Apr 27, 2025 · http://www.yhdm62.com ...

xwechat_file

200G

2025 7

2025DIY

130

1-30: 31-50 10-80:

24568mm

245688152025mm 1GB/T50106-2001 DN15,DN20,DN25 2DN

Discover the 6 traits of writing worksheets that enhance student learning. Boost your teaching strategies and engage your students effectively. Learn more!

[Back to Home](#)