











42 Worksheet Part 1 Asl

Name:

Match the ASL to the correct letter:

	<div>p</div> <div>q</div>		<div>v</div> <div>u</div>
	<div>g</div> <div>p</div>		<div>e</div> <div>i</div>
	<div>b</div> <div>d</div>		<div>c</div> <div>s</div>
	<div>m</div> <div>w</div>		<div>i</div> <div>l</div>
	<div>t</div> <div>h</div>		<div>s</div> <div>z</div>

Lavinia Pop © 2015

42 Worksheet Part 1 ASL is an engaging and educational tool designed to help learners of American Sign Language (ASL) develop their skills and comprehension in this essential language. ASL is not merely a collection of signs but a fully developed language with its own grammar, syntax, and cultural nuances. The 42 Worksheet series aims to enhance learning through practical exercises, encouraging participants to actively engage with the material. This article will explore the significance of the 42 Worksheet Part 1, its structure, the importance of ASL in communication, and how to effectively use the worksheet for optimal learning.

Understanding ASL and Its Importance

American Sign Language is a visual language that uses hand shapes, facial expressions, and body language to convey meaning. It is primarily used by the Deaf and hard-of-hearing communities in the United States and parts of Canada. Understanding ASL is crucial for several reasons:

1. Accessibility

- ASL allows Deaf individuals to communicate effectively with one another and with hearing individuals who are willing to learn the language.
- It fosters inclusivity, breaking down communication barriers and promoting understanding between diverse groups.

2. Cultural Identity

- ASL is not just a means of communication; it is an integral part of Deaf culture.
- Learning ASL provides insights into the values, traditions, and history of the Deaf community.

3. Cognitive Benefits

- Learning a new language, including ASL, enhances cognitive flexibility and problem-solving skills.
- It improves memory and multitasking abilities, as learners must coordinate visual and spatial skills.

Overview of the 42 Worksheet Part 1

The 42 Worksheet Part 1 is designed to introduce learners to foundational concepts in ASL. It typically consists of a series of activities and exercises that focus on vocabulary, grammar, and practical application. Here are some key components of the worksheet:

1. Vocabulary Building

- The worksheet includes lists of essential signs grouped by themes, such as family, emotions, and everyday activities.
- Learners are encouraged to practice these signs, using visual aids and examples for better retention.

2. Sentence Construction

- Exercises challenge learners to form simple sentences using the vocabulary they have

learned.

- This section emphasizes the importance of word order and facial expressions in ASL storytelling.

3. Practice Activities

- The worksheet often features interactive tasks, such as matching signs to images or filling in the blanks with appropriate signs.
- These activities are designed to reinforce learning through repetition and active engagement.

How to Use the 42 Worksheet Part 1 Effectively

To maximize the benefits of the 42 Worksheet Part 1, learners should follow a structured approach. Here are some strategies to enhance the learning experience:

1. Set Clear Goals

- Determine what you want to achieve with the worksheet. Is it vocabulary expansion, sentence formation, or overall comprehension?
- Establish a timeline for completing the exercises to keep yourself accountable.

2. Practice Regularly

- Consistent practice is key to mastering ASL. Schedule regular sessions dedicated to using the worksheet.
- Aim to practice with a partner or in a group to simulate real-life communication scenarios.

3. Utilize Visual Resources

- Complement the worksheet with visual aids, such as videos or images demonstrating the signs.
- Consider using online ASL dictionaries and resources for further exploration of vocabulary.

4. Engage with the Deaf Community

- Attend local Deaf events or participate in ASL meetups to practice your skills in a natural setting.
- Engaging with native ASL users provides invaluable exposure to the language and culture.

Common Challenges and Tips for Overcoming Them

While learning ASL can be a rewarding experience, students may encounter challenges along the way. Here are some common issues and strategies to address them:

1. Difficulty Remembering Signs

- Tip: Use mnemonic devices or create associations with the signs to enhance memory retention.
- Practice signs in context rather than in isolation to help reinforce their meanings.

2. Struggling with Sentence Structure

- Tip: Review the grammatical rules of ASL, such as the Subject-Verb-Object (SVO) structure.
- Break down sentences into smaller parts and practice constructing them step by step.

3. Limited Opportunities for Practice

- Tip: Seek online forums or social media groups focused on ASL practice.
- Use language exchange platforms to connect with fluent ASL users who can provide feedback.

Additional Resources for ASL Learners

To further enhance your ASL learning experience beyond the 42 Worksheet Part 1, consider exploring these additional resources:

1. Online Courses

- Websites such as ASL University and Lifeprint offer comprehensive online ASL courses for learners at all levels.
- YouTube channels focused on ASL provide free tutorials and lessons on specific signs and concepts.

2. Books and Printed Materials

- Consider investing in ASL textbooks that provide structured lessons and practice exercises.
- Visual dictionaries can be helpful for quick reference and vocabulary building.

3. Apps for ASL Learning

- Mobile apps like “ASL Sign Language” or “Marlee Signs” can provide interactive learning experiences on the go.
- Many apps incorporate quizzes, video demonstrations, and progress tracking features.

Conclusion

The 42 Worksheet Part 1 ASL serves as a valuable resource for learners at the beginning of their ASL journey. Through vocabulary building, sentence construction, and engaging practice activities, students can develop a solid foundation in this beautiful language. By setting clear goals, practicing regularly, and utilizing additional resources, learners can overcome challenges and gain confidence in their ASL skills. Ultimately, learning ASL not only enhances communication but also fosters a deeper understanding and appreciation of the rich culture of the Deaf community. Embrace the journey, and let the 42 Worksheet Part 1 guide you toward fluency and connection.

Frequently Asked Questions

What is the purpose of the '42 worksheet part 1' in ASL?

The '42 worksheet part 1' is designed to help students practice and reinforce their understanding of American Sign Language through various exercises and activities.

How can I access the '42 worksheet part 1' for ASL?

The '42 worksheet part 1' can typically be found on educational websites, ASL learning platforms, or through instructors who provide resources for their students.

What topics are covered in the '42 worksheet part 1' for ASL?

The worksheet covers foundational ASL concepts such as basic vocabulary, sentence structure, and introduction to facial expressions in sign language.

Is the '42 worksheet part 1' suitable for beginners in ASL?

Yes, the '42 worksheet part 1' is designed for beginners and provides a structured way to learn essential ASL skills.

Can I use the '42 worksheet part 1' for self-study?

Absolutely! The '42 worksheet part 1' is perfect for self-study, allowing learners to practice at their own pace.

Are there any recommended resources to accompany the '42 worksheet part 1' in ASL?

Yes, it is beneficial to use video resources, ASL dictionaries, and online forums for additional practice and clarification while working through the worksheet.

Find other PDF article:

<https://soc.up.edu.ph/34-flow/files?ID=rFN16-1721&title=janet-cardiff-and-george-bures-miller.pdf>

42 Worksheet Part 1 Asl

42 -

Mar 18, 2021 · 中國政府對美國政府“2021年42”的回應 42 中國政府對美國政府 2021 年 4 月 2 日 ...

Apple Watch Series 10 42mm 46mm

Apple Watch 42

□□□□□□□1100□□□□□□□□□□_□□□□

[illegible]

□□□□□□□□□□ 42 □□□□□□ - □□

42 n n 4 a b c d ab-cd ac-bd ad-bc n

□□□□□□□□□**36****38****40****42**□□□□□□□□□ ...

36 38 40 42 9

$$\square\square\square\square\square\square\square? - \square\square$$

Dec 16, 2020 · 8 5 21 22 116 118
116 ...

2025年7月/

Jul 9, 2025 · PS...
... ..
... ..

□□38 39 40 41 42□□□□□□□□ □□□□

38 39 40 41 42 38,39 39 160 165cm 40 165 170cm 41 ...

[illegible]

Sep 16, 2012 · 5:14 PM 4:12 PM 0.5 13.5 12 13 14

199

...

Mar 18, 2021 · 中国疾病预防控制中心“新冠肺炎42”新闻发布会 中国42例新冠肺炎确诊病例 新闻发布会 ...

Apple Watch 42mm Series 6 GPS + Cellular Smartwatch - Space Gray Aluminum Case with Black Sport Band

42 n n 4 a b c d ab-cd ac-bd ad-bc n

Dec 16, 2020 · 8 5 21 22 116 118
116 ...

Jul 9, 2025 · PS...
... ..
... ..

☐38 ☐39 ☐40 ☐41 ☐42 ☐
☐38,39 ☐39 ☐160 ☐165cm ☐40
☐165 ☐170cm ☐41 ...

Sep 16, 2012 · 5:14 PM 4:12 PM 0.5 13.5 12 13 14

[illegible]

[Back to Home](#)