

3rd Grade Math Measurement Worksheets

Name _____

Date _____



READING SCALES 3A ANSWERS

1) How long is the line? 35 mm



2) How long is the line? 75 mm



3) How many ml? 25



4) How many ml? 65



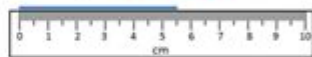
5) How many ml? 45




6) How long? 3.5 or 3½ cm



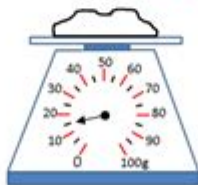
7) How long? 5.5 or 5½ cm




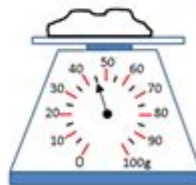
8) How many g? 65



9) How many g? 15



10) How many g? 45



3rd grade math measurement worksheets are essential tools for teachers and parents looking to enhance students' understanding of measurement concepts. At this stage in their education, children begin to explore the fundamental ideas of length, weight, volume, and time. Engaging worksheets can make learning these concepts fun and interactive, helping students to grasp essential skills that they will use throughout their academic careers and daily lives. This article will delve into the importance of measurement in 3rd grade math, the types of measurement worksheets available, and effective strategies for utilizing these resources.

Understanding the Importance of Measurement in 3rd

Grade Math

Measurement is a crucial component of the 3rd grade math curriculum. By this age, students are expected to not only understand the concept of measurement but also apply it in various contexts. Here are some key reasons why measurement is important:

- **Real-World Application:** Measurement is used in everyday life, from cooking recipes to building projects. Understanding measurement helps students relate math to real-world situations.
- **Foundation for Advanced Concepts:** Mastering measurement in 3rd grade sets the groundwork for more complex mathematical concepts in higher grades, such as geometry and data analysis.
- **Critical Thinking Skills:** Measurement tasks often require problem-solving and critical thinking, skills that are essential in academic and personal growth.

Types of Measurement Concepts in 3rd Grade

In 3rd grade, students encounter various measurement concepts that educators can cover through worksheets. These include:

1. Length

Students learn to measure length using different units such as inches, feet, centimeters, and meters. Worksheets may include activities where students measure objects around the classroom or home.

2. Weight

Understanding weight involves using units like ounces, pounds, grams, and kilograms. Worksheets can include problems where students compare the weights of different objects or calculate the total weight of several items.

3. Volume

Volume measurement involves understanding capacity and using units such as liters and gallons. Worksheets might feature scenarios where students estimate or calculate the volume of containers.

4. Time

Telling time is a critical skill developed in 3rd grade. Worksheets can help students practice reading

clocks, understanding time intervals, and solving word problems related to time.

Benefits of Using 3rd Grade Math Measurement Worksheets

Utilizing worksheets in the classroom or at home offers several benefits:

- **Interactive Learning:** Worksheets provide a hands-on approach to learning, allowing students to engage actively with the material.
- **Reinforcement of Concepts:** Repeated practice through worksheets reinforces measurement concepts, aiding retention and understanding.
- **Diverse Learning Styles:** Worksheets can be tailored to different learning styles, accommodating visual, auditory, and kinesthetic learners.
- **Assessment Tools:** Teachers can use worksheets to assess student understanding and identify areas needing further instruction.

Creating Effective 3rd Grade Math Measurement Worksheets

When designing or selecting measurement worksheets, consider the following tips to ensure they are effective and engaging:

1. Align with Standards

Ensure that the worksheets align with educational standards such as the Common Core State Standards. This alignment guarantees that the activities are relevant and appropriate for 3rd-grade students.

2. Use Real-Life Scenarios

Incorporate real-life scenarios into the worksheets. For example, students could measure ingredients for a recipe or calculate the time it takes to travel from one place to another.

3. Include Visuals

Use images, diagrams, and charts to help illustrate measurement concepts. Visual aids can enhance comprehension, especially for visual learners.

4. Vary the Difficulty Level

Provide a range of difficulties in the worksheets. Include easy, moderate, and challenging problems to cater to students with different skill levels.

5. Foster Collaboration

Encourage group work by designing worksheets that can be completed in pairs or small groups. Collaboration fosters communication skills and allows students to learn from one another.

Where to Find 3rd Grade Math Measurement Worksheets

There are numerous resources available for parents and teachers looking for 3rd grade math measurement worksheets. Here are some options:

- **Educational Websites:** Websites such as Teachers Pay Teachers, Education.com, and Math-Drills.com offer a wide range of worksheets that can be downloaded or printed.
- **Books and Workbooks:** Many educational publishers produce workbooks specifically designed for 3rd grade math, often including measurement worksheets as part of the curriculum.
- **Printable Resources:** Various blogs and educational blogs offer free printable worksheets that can be easily accessed and used at home or in the classroom.

Tips for Parents and Teachers on Using Measurement Worksheets

To maximize the effectiveness of measurement worksheets, consider these tips:

1. Set Clear Objectives

Before using worksheets, outline specific learning objectives. What do you want the students to achieve by completing the worksheets? Clear goals will help guide the learning process.

2. Provide Guidance

Offer support and guidance as students work through the worksheets. Be available to answer questions and provide explanations for complex concepts.

3. Encourage Discussion

After completing worksheets, facilitate discussions about the problems and solutions. Encourage students to share their thought processes and different approaches to solving measurement problems.

4. Combine with Hands-On Activities

Supplement worksheets with hands-on activities. For example, students can measure items in the classroom or conduct simple experiments that require measurement.

Conclusion

3rd grade math measurement worksheets are valuable resources that can significantly enhance students' understanding of measurement concepts. By integrating engaging worksheets into the curriculum, educators can foster a deeper appreciation for math while equipping students with essential skills for their future. Parents can also play an active role by using these resources at home, ensuring a supportive learning environment. With a wide variety of worksheets available and effective strategies for their use, both teachers and parents can help students succeed in mastering the important skill of measurement.

Frequently Asked Questions

What topics are typically covered in 3rd grade math measurement worksheets?

3rd grade math measurement worksheets usually cover topics such as length, weight, volume, time, and temperature. They may include activities like measuring objects, converting units, and solving word problems related to measurement.

How can measurement worksheets help 3rd graders improve their math skills?

Measurement worksheets help 3rd graders improve their math skills by providing hands-on practice with real-life applications. They encourage students to apply their understanding of measurement concepts, enhance their problem-solving skills, and reinforce their knowledge of units and conversions.

What are some fun activities to supplement measurement worksheets for 3rd graders?

Fun activities to supplement measurement worksheets include measuring items in the classroom, conducting a scavenger hunt for objects of specific lengths, creating a class graph of weights of different objects, or baking to practice measuring ingredients. These activities make learning engaging and practical.

Are there any online resources for 3rd grade math measurement worksheets?

Yes, there are many online resources where teachers and parents can find 3rd grade math measurement worksheets, such as educational websites like Education.com, Teachers Pay Teachers, and K5 Learning, which offer printable worksheets and interactive activities.

How can parents assist their children with measurement worksheets at home?

Parents can assist their children with measurement worksheets by providing measuring tools like rulers, scales, and measuring cups, and guiding them through the problems. They can also create real-life scenarios, such as cooking or DIY projects, to make measurements more relatable.

What is the importance of teaching measurement in 3rd grade math?

Teaching measurement in 3rd grade math is important because it helps students develop critical thinking and reasoning skills. Understanding measurement is essential for everyday tasks and future math concepts, laying a foundation for geometry, data analysis, and practical applications in science.

What are some common challenges students face with measurement worksheets?

Common challenges include difficulties in understanding the conversion between different units, misreading measurement tools, and applying measurement skills in word problems. Providing clear examples and practice can help students overcome these challenges.

How can teachers assess students' understanding of measurement through worksheets?

Teachers can assess students' understanding of measurement through worksheets by evaluating their ability to correctly measure objects, solve measurement-related problems, and demonstrate understanding of unit conversions. Analyzing their performance can guide further instruction and support.

Find other PDF article:

<https://soc.up.edu.ph/12-quote/files?dataid=vbA95-4667&title=cfa-2-review-algebra-answer-key.pdf>

3rd Grade Math Measurement Worksheets

What do we call the “rd” in “3rd” and the “th” in “9th”?

Aug 23, 2014 · Our numbers have a specific two-letter combination that tells us how the number sounds. For example 9th 3rd 301st What do we call these special sounds?

1st 2nd 3rd ... 10th 10th ...

third 3rd fourth 4th fifth 5th sixth 6th seventh 7th eighth 8th ninth 9th tenth
eleventh 11th twelfth 12th thirteenth 13th fourteenth 14th ...

3rd 3th -

Oct 21, 2024 · 3rd 3rd “third” 3rd 3th 3th 3rd ...

□□□□3rd□10th□25th□□□□□□□□ - □□□□

3rd 10th 25th 1st

3rd 3th -

Feb 5, 2025 · 3rd 3th "3rd" "third" "three" "third place" ...

□□□□ 3rd 10th 25th 50th 75th 90th 97th □□□□□□ □□ ...

□□□□3rd□10th□25th□50th□75th□90th□97th□□3□10□25□50□75□90□97□□□□□□□□ □□□□□□□□□□□□
 □1□□□□□□□□□□□□□□□□ □ ...

3rd3th -

Feb 9, 2025 · 3rd3th3rdthird3rd “3rd” ...

_____rd_____th_____ - _____

rdth: 1rd3rd23rd rd third, : 3rd, 23rd, 33rd, 43rd 2th ...

Ordinal 3: 3rd vs 3d - English Language & Usage Stack Exchange

What is the most correct form for 3 in ordinal form: 3rd or 3d? I know both are valid. But I heard that 3rd is something like spoken form and it's grammatically correct to use 3d.

3RD SC

Mar 31, 2010 · 3rd 3rd 3rd SAVE SC
ED SORA2 ...

What do we call the “rd” in “3rd” and the “th” in “9th”?

Aug 23, 2014 · Our numbers have a specific two-letter combination that tells us how the number sounds. For example 9th 3rd 301st What do we call these special sounds?

1st 2nd 3rd ... 10th 10th ...

third 3rd fourth 4th fifth 5th sixth 6th seventh 7th eighth ninth tenth
eleventh twelfth thirteenth fourteenth fifteenth sixteenth seventeenth
eighteenth nineteenth ...

3rd 3th -

Oct 21, 2024 · 3rd “third” 3rd 3th 3th
3rd This is the 3rd time I have visited this museum.
() He ...

3rd 10th 25th -

3rd 10th 25th 1

