





















# 15 In Sign Language

SIGN LANGUAGE NUMBERS 1-20				
1	2	3	4	5
				
6	7	8	9	10
				
11	12	13	14	15
				
16	17	18	19	20
				

**15 in sign language** is a concept that may seem simple at first glance, but it encompasses a broader understanding of the nuances and variations found within sign languages around the world. Sign languages are rich, dynamic forms of communication that employ visual gestures, facial expressions, and body language to convey meaning. Each sign language has its own syntax, grammar, and vocabulary, making it unique to the culture and community it serves. In this article, we will explore how to sign the number 15, the importance of numbers in sign language, regional variations, and even tips for learning sign language.

## Understanding the Basics of Sign Language

Sign language is a fully developed visual language used primarily by the Deaf and hard-of-hearing communities. It is important to recognize that sign language is not merely a gestural representation of spoken language; instead, it has its own grammatical structures and cultural nuances.

# What is Sign Language?

Sign language is a method of communication that utilizes hand signs, facial expressions, and body movements to convey meaning. Here are some key points to understand:

- Visual Language: Sign language relies heavily on visual cues, making it accessible to those with hearing impairments.
- Cultural Context: Each sign language reflects the culture and experiences of its users, leading to regional variations.
- Non-Manual Markers: Facial expressions and body posture play crucial roles in adding meaning to signs.

## The Importance of Numbers in Sign Language

Numbers are essential in everyday communication, whether for counting, telling time, or performing mathematical operations. In sign language, numbers are represented using specific hand shapes and movements. Being able to sign numbers can significantly enhance communication capabilities.

- Practical Uses: Numbers are used for various purposes, including shopping, scheduling appointments, and conducting business transactions.
- Foundation for Advanced Learning: Mastering numbers lays the groundwork for learning more complex vocabulary and concepts in sign language.

## Signing the Number 15

When it comes to signing the number 15, it is essential to understand the handshape and movement involved. In American Sign Language (ASL), the sign for 15 is made by combining the signs for 10 and 5.

## Steps to Sign 15 in ASL

1. Start with Number 10: Hold up your dominant hand in a fist with the thumb extended (the sign for 10).
2. Transition to Number 5: Open your hand to the number 5 position, keeping your palm facing outward.
3. Combine the Signs: Quickly transition from the number 10 to the number 5 in one smooth motion.

This combination not only signifies the number 15 but also demonstrates the fluidity and expressiveness of sign language.

## Visual Representation

For those who are visual learners, it can be beneficial to watch a video or a series of images demonstrating the sign for 15. Many resources are available online, featuring native signers who can provide clear examples.

## Regional Variations of Sign Language

While ASL is one of the most widely recognized sign languages, it is essential to acknowledge that sign languages vary greatly around the world. Different countries and regions have their unique signs for numbers and other concepts.

## International Variations

1. British Sign Language (BSL): The sign for 15 in BSL differs from ASL. To sign 15, you would use the dominant hand to show the number 5 while using the non-dominant hand to represent the number 10.
2. Australian Sign Language (Auslan): Similar to BSL, the sign for 15 may vary slightly in handshape and movement.
3. French Sign Language (LSF): The number 15 is signed using different hand configurations, reflecting the linguistic structure of LSF.

These variations highlight the importance of understanding the regional context when learning sign language.

## Tips for Learning Sign Language

Learning sign language can be an enriching experience that opens up new avenues for communication and connection. Here are some effective strategies for mastering sign language:

### 1. Take a Class

- Enroll in a sign language class taught by a qualified instructor who is fluent in the language.
- Look for community colleges or local organizations that offer courses.

### 2. Practice Regularly

- Consistency is key in language learning. Set aside time each day to practice signing.
- Use flashcards to memorize signs for numbers, letters, and everyday vocabulary.

### **3. Engage with the Community**

- Attend Deaf events and social gatherings to immerse yourself in the language and culture.
- Seek out opportunities to communicate with Deaf individuals to enhance your skills.

### **4. Utilize Online Resources**

- Explore online platforms that offer videos and tutorials on sign language.
- Join forums and social media groups focused on sign language learning.

### **5. Be Patient and Persistent**

- Language learning takes time, so be patient with yourself as you progress.
- Celebrate small victories along the way to stay motivated.

## **Conclusion**

Understanding how to sign the number 15 is just one small piece of the vast world of sign language. It serves as an entry point into a rich and expressive form of communication that transcends spoken language. By recognizing the diversity of sign languages around the world and the cultural significance behind them, learners can appreciate the beauty of signing. Moreover, adopting effective learning strategies can pave the way for a fulfilling journey into the world of sign language. Whether for personal growth, connecting with others, or enhancing professional opportunities, mastering sign language can be an invaluable skill.

## **Frequently Asked Questions**

### **What is the sign for the number 15 in sign language?**

In American Sign Language (ASL), the sign for 15 is made by raising your dominant hand in a fist, with your thumb extended, and tapping your thumb against your fingers in a downward motion.

### **How do you sign numbers in ASL?**

In ASL, numbers are signed using a combination of hand shapes, movements, and facial expressions. Each number has a specific sign, and for numbers 11-15, a common method is to use the dominant hand to perform a specific gesture.

### **Is there a difference between signing 15 and 5?**

Yes, the sign for 15 involves a specific movement with the hand that includes tapping the thumb against fingers, while the sign for 5 simply involves holding the hand open with all fingers extended.

## Can I use fingerspelling for the number 15?

Yes, you can fingerspell '15' in ASL by spelling out the letters 'F' and 'I' followed by 'V' and 'E'. However, using the specific sign for 15 is usually preferred.

## What hand shape is used for the number 15 in ASL?

The hand shape for 15 is a fist with the thumb extended, resembling a '5' but with an added motion to indicate the number 10.

## Are there regional variations in signing numbers like 15?

Yes, while ASL is widely used in the U.S., there are regional variations and dialects across different areas, which may affect how numbers like 15 are signed.

## How do I practice signing 15?

To practice signing 15, start by forming the correct hand shape and then practice the tapping motion against your fingers in front of a mirror to ensure accuracy.

## What other numbers are similar to 15 in ASL?

Numbers 11 through 19 have similar signs in ASL, often using the dominant hand to indicate the tens and the fingers to indicate the unit.

## Can children learn to sign numbers like 15?

Yes, children can learn to sign numbers, including 15, as it can be a fun and engaging way to develop communication skills.

### What resources can help me learn the sign for 15?

There are many online resources, including videos and tutorials, as well as books and classes dedicated to teaching ASL that can help you learn the sign for 15.

Find other PDF article:

<https://soc.up.edu.ph/45-file/files?docid=TXr40-0838&title=oral-language-and-written-language.pdf>

## 15 In Sign Language

## Download and install Google Chrome

How to install Chrome Important: Before you download, you can check if Chrome supports your operating system and other system requirements.

□□□□□□□□□□ - □□

[illegible]



