


2007 Mitsubishi Fuso Owners Manual



FE.FG 2007



Pub.No.TWSE0601

2007 Mitsubishi Fuso owners manual is an essential resource for anyone who owns or operates this reliable and robust truck. Understanding your vehicle's features, maintenance schedules, and operational guidelines is crucial for ensuring longevity and optimal performance. This article will explore the key components of the 2007 Mitsubishi Fuso owners manual, including its significance, maintenance tips, troubleshooting, and an overview of the vehicle's features.

Importance of the 2007 Mitsubishi Fuso Owners Manual

The owners manual serves as a comprehensive guide that provides vital information about your vehicle. Here are some reasons why it is important:

- **Operational Guidelines:** It contains instructions on how to operate different functions of the truck, ensuring safe and efficient use.
- **Maintenance Schedules:** The manual outlines recommended maintenance schedules, helping owners keep their vehicles in top condition.
- **Troubleshooting:** In case of issues, the manual provides troubleshooting steps, which can save time and repair costs.
- **Parts Information:** It includes specifications for various parts, making it easier to find replacements or upgrades.

Overview of the 2007 Mitsubishi Fuso

The 2007 Mitsubishi Fuso is known for its durability and versatility in various applications, ranging from delivery to construction. The vehicle is available in multiple configurations, including different cab styles and weight ratings, making it suitable for a wide range of businesses.

Specifications

Here are some key specifications of the 2007 Mitsubishi Fuso:

- **Engine:** 4.9L 4-cylinder turbocharged diesel engine
- **Horsepower:** Approximately 150 hp
- **Torque:** 295 lb-ft
- **Transmission:** 5-speed manual or optional automatic transmission
- **Payload Capacity:** Varies between models, typically ranging from 12,000 to 17,000 lbs

Key Sections of the 2007 Mitsubishi Fuso Owners Manual

The 2007 Mitsubishi Fuso owners manual is divided into several sections that cover various aspects of the vehicle. Understanding these sections can help you navigate the manual more effectively.

1. Introduction

This section provides a brief overview of the vehicle and its intended use. It typically includes safety information and general operating instructions.

2. Vehicle Controls

The vehicle controls section outlines the various controls and features of the truck. This includes:

- **Dashboard Indicators:** Understanding warning lights and gauges.
- **Steering and Handling:** Information on steering wheel functions and adjustments.
- **Climate Control:** Operating the heating and air conditioning systems.

3. Maintenance and Care

Regular maintenance is crucial for the longevity of your Fuso. This section typically includes:

- **Oil Change Schedule:** Recommended intervals for oil changes and oil types.
- **Fluid Checks:** Guidance on checking coolant, brake fluid, and transmission fluid levels.
- **Tire Maintenance:** Information on tire pressure, rotation, and alignment recommendations.
- **Brake Inspection:** Guidelines for inspecting and maintaining braking systems.

4. Troubleshooting Guide

The troubleshooting section is invaluable for diagnosing common issues. It offers:

- **Starting Problems:** Steps to take if the vehicle fails to start.
- **Engine Performance Issues:** Common symptoms and potential solutions.
- **Electrical Problems:** Diagnosing issues related to the battery and wiring.

5. Technical Specifications

This section provides in-depth technical details about the vehicle, including:

- **Engine Specs:** Detailed engine specifications and performance metrics.
- **Chassis Information:** Frame dimensions and weight ratings.
- **Electrical System:** Battery specifications and electrical system details.

Maintenance Tips for Your 2007 Mitsubishi Fuso

Keeping your Mitsubishi Fuso in excellent condition requires regular maintenance. Here are some important tips:

Regular Inspections

Perform regular inspections to catch potential issues before they become major problems. Check:

- Fluid levels
- Tire condition and pressure
- Brake pads and rotors

Follow the Maintenance Schedule

Adhere to the maintenance schedule outlined in the owners manual. Regular oil changes, filter replacements, and fluid checks can significantly extend the life of your vehicle.

Use Quality Parts

When replacing parts, always opt for high-quality OEM (Original Equipment Manufacturer) components. This ensures compatibility and reliability.

Conclusion

The **2007 Mitsubishi Fuso owners manual** is more than just a booklet; it's a comprehensive guide that enhances your ownership experience. By familiarizing yourself with its contents, adhering to maintenance schedules, and following operational guidelines, you can ensure your Mitsubishi Fuso remains a dependable workhorse for years to come. Whether you're a seasoned truck owner or new to the Fuso lineup, the owners manual is an indispensable tool for maximizing your vehicle's performance and longevity.

Frequently Asked Questions

Where can I find a digital copy of the 2007 Mitsubishi Fuso owner's manual?

You can find a digital copy of the 2007 Mitsubishi Fuso owner's manual on the official Mitsubishi Fuso website or through online automotive forums and resources that specialize in commercial vehicles.

What are the key maintenance schedules outlined in the 2007 Mitsubishi Fuso owner's manual?

The key maintenance schedules include regular oil changes every 5,000 miles, checking the brake fluid and coolant levels, inspecting the tires for wear, and replacing air filters as specified in the manual.

How do I reset the maintenance light on my 2007 Mitsubishi Fuso?

To reset the maintenance light on a 2007 Mitsubishi Fuso, turn the ignition to the 'ON' position without starting the engine, then press the gas pedal three times within 10 seconds. This should reset the maintenance reminder.

What type of engine oil is recommended in the 2007 Mitsubishi Fuso owner's manual?

The 2007 Mitsubishi Fuso owner's manual recommends using synthetic 15W-40 engine oil that meets API Service Classification requirements for optimal performance and protection.

Are there any common issues mentioned in the 2007 Mitsubishi Fuso owner's manual?

Common issues mentioned include potential problems with the fuel system, electrical system malfunctions, and transmission fluid leaks. The manual provides troubleshooting tips for these concerns.

How do I troubleshoot electrical issues in my 2007 Mitsubishi Fuso as per the owner's manual?

To troubleshoot electrical issues, the owner's manual suggests checking the fuses and relays first, inspecting wiring connections for corrosion or damage, and using a multimeter to test voltage levels at various points in the circuit.

Find other PDF article:

<https://soc.up.edu.ph/30-read/files?dataid=MKs04-5446&title=how-to-hustle-and-win-part-one-a-survival-guide-for-the-ghetto-supreme-understanding.pdf>

2007 Mitsubishi Fuso Owners Manual

(2007)-CMoney

(TPE:2007)- - (2007)


























Dead Silence (2007)

Apr 11, 2025 · [Dead Silence \(2007\)](#) [Watch](#) [Download](#) [1](#)

□□□ (2007) □□□□□□□□□□□□ - □□□□

[illegible]

□□□□ □□□ The Tudors Season 1 (2007) □□□□□□□□□□ □□□□

May 26, 2025 ·    The Tudors Season 1 (2007)    16                   

2007□□□13□□□□? - □□□□

2007 13 2 3 4 5 6 7 8 9 10 11 12 13 ...

□□□□ (2007) □□□□□□□□□□□□ - □□□□

May 10, 2025 · https://pan.baidu.com/s/1qiVAtrDY_yuDmQ6g5FkoPA?pwd=1234 百度网盘 (2007) 百度网盘资源分享网 百度网盘资源分享网 [20] 百度网盘资源分享网 ...

□□□□ (2007) □□□□□□□□□□ - □□□□

[illegible]

XXXXXXXXXX XXX 2007 45 - XXXX

XXXXXXXXXX XXX 2007 45 XXXXXXXX 2007 XXX “ ” word XXXXXXXXXXXXXXXXXXXXXXX

2007□□□□□□□□ - □□□□

Jul 12, 2024 · 2007
2007

[illegible]

(TPE:2007)- - (2007)

Apr 11, 2025 · [Dead Silence \(2007\)](#)[Download](#) [MP3](#) [MP4](#) [1080P](#)

Apr 10, 2025 · 11:11 AM (GMT+8) · 2007年4月10日星期二 · 晴

今天是一个阳光明媚的日子，我早早地起床了。穿上我的新衣服，感觉整个人都精神起来了。出门的时候，微风拂面，真是舒服极了。

我先去了学校，今天的课程安排得很充实。老师在课堂上讲了很多有趣的故事，我们都听得津津有味。课间休息的时候，同学们都在操场上玩耍，笑声传遍了整个校园。

放学后，我和几个好朋友一起去了公园。那里花开得正艳，五颜六色的花儿在微风中摇曳着，散发出阵阵清香。我们在那里踢足球、跑步，玩得非常开心。

回到家后，妈妈已经准备好了丰盛的晚餐。我们一起吃饭，聊着今天的趣事，气氛温馨而愉快。吃完饭后，我和妈妈一起看了会儿电视，然后我就上床睡觉了。

明天又是一个新的开始，我要继续努力学习和生活。晚安！

May 26, 2025 · [The Tudors Season 1 \(2007\)](#) [16](#) ...

2007 13 2 3 4 5 6 7 8 9 ...

May 10, 2025 · https://pan.baidu.com/s/1qiVAtrDY_yuDMQ6g5FkoPA?pwd=1234 百度网盘 (2007) 百度网盘 百度网盘2010年 ...

Apr 12, 2025 · 書籍 書籍 (2007)書籍書籍書籍書籍書籍書籍 書籍 書籍1943書籍書籍書籍書籍書籍 書籍書籍書籍書籍書籍 ...

□□□□□□□□ XXX□2007□45□ □□□□□□2007□□“□□”word□□□□□□□□□□□□□□

Jul 12, 2024 · 2007[1][2][3][4][5][6][7][8][9][10][11][12][13][14][15][16][17][18][19][20][21][22][23][24][25][26][27][28][29][30][31][32][33][34][35][36][37][38][39][40][41][42][43][44][45][46][47][48][49][50][51][52][53][54][55][56][57][58][59][60][61][62][63][64][65][66][67][68][69][70][71][72][73][74][75][76][77][78][79][80][81][82][83][84][85][86][87][88][89][90][91][92][93][94][95][96][97][98][99][100][101][102][103][104][105][106][107][108][109][110][111][112][113][114][115][116][117][118][119][120][121][122][123][124][125][126][127][128][129][130][131][132][133][134][135][136][137][138][139][140][141][142][143][144][145][146][147][148][149][150][151][152][153][154][155][156][157][158][159][160][161][162][163][164][165][166][167][168][169][170][171][172][173][174][175][176][177][178][179][180][181][182][183][184][185][186][187][188][189][190][191][192][193][194][195][196][197][198][199][200][201][202][203][204][205][206][207][208][209][210][211][212][213][214][215][216][217][218][219][220][221][222][223][224][225][226][227][228][229][230][231][232][233][234][235][236][237][238][239][240][241][242][243][244][245][246][247][248][249][250][251][252][253][254][255][256][257][258][259][260][261][262][263][264][265][266][267][268][269][270][271][272][273][274][275][276][277][278][279]

[illegible]

Find the complete 2007 Mitsubishi Fuso owners manual here. Get essential maintenance tips

[Back to Home](#)