

192 Reversible Reactions And Equilibrium Answers

Reversible Reactions & Chemical Equilibrium

- **Reversible reaction** = chemical reaction that can occur in either direction.
- Forward reaction: $A \rightarrow B$
- Reverse reaction: $A \leftarrow B$
- Usually combined: $A \rightleftharpoons B$
- **Chemical equilibrium** = point at which the rate of forward reaction **equals** the rate of reverse reaction.

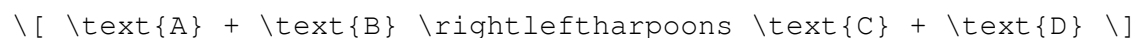
5

192 reversible reactions and equilibrium answers serve as a critical aspect of chemical thermodynamics and kinetics, highlighting how reactions can proceed in both the forward and reverse directions. Understanding these concepts is essential for chemists, as they form the basis for predicting the behavior of chemical systems under varying conditions. In this article, we will explore the nature of reversible reactions, the principles of chemical equilibrium, and the factors that influence equilibrium states, along with a practical discussion on how to solve equilibrium problems, including the use of the ICE table.

Understanding Reversible Reactions

Reversible reactions are those that can proceed in both directions, meaning that the reactants can form products, and those products can revert to the original reactants. This dynamic process is represented by the double arrows in chemical equations, indicating that a reaction can proceed to equilibrium from either direction.

For example, consider the reaction:



In this equation, A and B are reactants, while C and D are products. At equilibrium, the rates of the forward and reverse reactions become equal, leading to a stable concentration of all species involved.

Characteristics of Reversible Reactions

1. **Dynamic Equilibrium:** At equilibrium, the concentrations of reactants and products remain constant over time, although both reactions continue to occur.
2. **Equilibrium Constant (K):** The ratio of product concentrations to reactant concentrations at equilibrium is expressed by the equilibrium constant, K. For the above reaction, it can be defined as:
$$K = \frac{[\text{C}][\text{D}]}{[\text{A}][\text{B}]}$$
3. **Concentration Dependence:** The position of equilibrium can be shifted by changing the concentrations of the reactants or products.
4. **Temperature Dependence:** The value of K is also temperature-dependent, meaning that changes in temperature can affect the equilibrium position.

The Concept of Chemical Equilibrium

Chemical equilibrium is a fundamental concept in chemistry, as it describes the state in which a chemical reaction is balanced, and there is no net change in the concentrations of reactants and products. The following principles are significant in understanding chemical equilibrium:

Le Chatelier's Principle

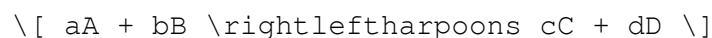
Le Chatelier's Principle states that if a dynamic equilibrium is disturbed by changing the conditions, the position of equilibrium shifts to counteract the change. This can be applied to various factors, including:

- **Concentration Changes:** Adding or removing reactants or products will shift the equilibrium to restore balance. For example, increasing the concentration of A will favor the formation of C and D.
- **Pressure Changes:** For reactions involving gases, increasing pressure will shift the equilibrium toward the side with fewer moles of gas.
- **Temperature Changes:** For exothermic reactions, increasing temperature shifts equilibrium to the left (toward reactants), while for endothermic reactions, it shifts to the right (toward products).

Equilibrium Expressions

The equilibrium constant expression is a mathematical representation of the concentrations of the reactants and products at equilibrium. It is essential in calculating the concentrations of substances when equilibrium is achieved.

For a general reaction:



The equilibrium constant expression is given by:

$$K_c = \frac{[C]^c [D]^d}{[A]^a [B]^b}$$

Where:

- K_c is the equilibrium constant at a specific temperature.

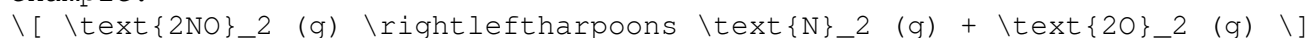
- Square brackets indicate the concentration of species in moles per liter (M).

Solving Equilibrium Problems

To solve problems involving reversible reactions and equilibrium, chemists often use the ICE table (Initial, Change, Equilibrium) method. This systematic approach helps in organizing the data and calculating the equilibrium concentrations of reactants and products.

Steps to Use the ICE Table

1. Write the Balanced Equation: Start with a balanced chemical equation. For example:



2. Set Up the ICE Table: Create a table with the initial concentrations, changes in concentrations, and equilibrium concentrations.

Species	Initial (M)	Change (M)	Equilibrium (M)
NO ₂	[NO ₂] ₀	-2x	[NO ₂] ₀ - 2x
N ₂	[N ₂] ₀	+x	[N ₂] ₀ + x
O ₂	[O ₂] ₀	+2x	[O ₂] ₀ + 2x

3. Define Changes: Based on stoichiometry, express how the concentrations will change as the system moves toward equilibrium.

4. Apply the Equilibrium Expression: Insert the equilibrium concentrations into the equilibrium expression to find the equilibrium constant or solve for unknowns.

5. Solve for x: If you know the equilibrium constant, you can set up the equation to solve for x.

6. Calculate Equilibrium Concentrations: Once x is known, calculate the equilibrium concentrations of each species.

Example Problem

Consider the reaction:



Given the equilibrium constant ($K_c = 4.0$) at a certain temperature, and if the initial concentrations are:

- $[\text{SO}_2] = 0.5 \text{ M}$
- $[\text{O}_2] = 0.2 \text{ M}$
- $[\text{SO}_3] = 0 \text{ M}$

Using the ICE table:

Species	Initial (M)	Change (M)	Equilibrium (M)
SO ₂	0.5	-2x	0.5 - 2x
O ₂	0.2	-x	0.2 - x
SO ₃	0	+2x	2x

Substituting equilibrium concentrations into the equilibrium expression:

$$K_c = \frac{(2x)^2}{(0.5 - 2x)(0.2 - x)}$$

Setting this equal to 4.0 allows for solving for x.

Conclusion

Understanding reversible reactions and chemical equilibrium is vital in the field of chemistry, allowing scientists and researchers to predict the outcomes of reactions under various conditions. The use of ICE tables and Le Chatelier's Principle provides a systematic approach to tackling equilibrium problems, making it easier to calculate concentrations and understand the dynamics of chemical systems. As we continue to explore these concepts, we can apply this knowledge to industries such as pharmaceuticals, environmental science, and materials engineering, where control over chemical reactions is crucial.

Frequently Asked Questions

What are reversible reactions and how do they relate to dynamic equilibrium?

Reversible reactions are chemical reactions that can proceed in both forward and reverse directions. They reach a state of dynamic equilibrium when the rate of the forward reaction equals the rate of the reverse reaction, resulting in constant concentrations of reactants and products.

How do changes in temperature affect the position of equilibrium in reversible reactions?

Changes in temperature can shift the position of equilibrium in reversible reactions according to Le Chatelier's Principle. If the reaction is exothermic, increasing the temperature shifts the equilibrium to the left, favoring reactants. Conversely, for endothermic reactions, increasing temperature shifts the equilibrium to the right, favoring products.

What role do catalysts play in reversible reactions and equilibrium?

Catalysts speed up both the forward and reverse reactions equally without affecting the position of equilibrium. They allow the system to reach equilibrium faster but do not change the concentrations of reactants and products at equilibrium.

Can you explain the concept of equilibrium constant (K) in reversible reactions?

The equilibrium constant (K) is a numerical value that expresses the ratio of concentrations of products to reactants at equilibrium for a reversible reaction at a specific temperature. A large K value indicates that products are favored at equilibrium, while a small K value indicates that reactants are favored.

What is the impact of pressure changes on gaseous reversible reactions at equilibrium?

For gaseous reversible reactions, changes in pressure can affect the position of equilibrium if the number of moles of gas differs between reactants and products. Increasing pressure shifts the equilibrium towards the side with fewer moles of gas, while decreasing pressure shifts it towards the side with more moles.

Find other PDF article:

<https://soc.up.edu.ph/04-ink/pdf?docid=Rto72-1770&title=adding-and-subtracting-integers-on-a-number-line-worksheet.pdf>

192 Reversible Reactions And Equilibrium Answers

192.168.0.101 - 192.168.0.101

192.168.0.101 1. "192.168.0.101" 2. ...

192.168.124.1 - 192.168.124.1

192.168.124.1 IP WiFi ...

192.168.1.1 - 192.168.1.1

Sep 4, 2024 · "http://192.168.1.1" ...

192.168.31.1 - 192.168.31.1

Sep 5, 2024 · 192.168.31.1 192.168.31.1 ...

192.168.2.1 - 192.168.2.1

May 29, 2024 · 192.168.2.1 WiFi 192.168.2.1 ...

192.168.0.101 - 192.168.0.101

192.168.0.101 1. "192.168.0.101" 2. ...

192.168.124.1 - 192.168.124.1

192.168.124.1 IP WiFi "192.168.124.1" ...

192.168.1.1 - 192.168.1.1

[Back to Home](#)