


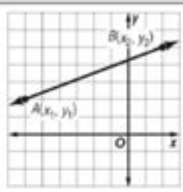
# 1 3 Practice Distance And Midpoints

NAME \_\_\_\_\_ DATE \_\_\_\_\_ PERIOD \_\_\_\_\_

## 1-3 Study Guide and Intervention

### Distance and Midpoints

#### Distance Between Two Points

Distance on a Number Line	Distance in the Coordinate Plane
 $AB =  x_1 - x_2  \text{ or }  x_2 - x_1 $	<p>Distance Formula:</p> $d = \sqrt{(x_2 - x_1)^2 + (y_2 - y_1)^2}$ 

**Example 1:** Use the number line to find  $AB$ .



$$\begin{aligned} AB &= |(-4) - 2| \\ &= |-6| \\ &= 6 \end{aligned}$$

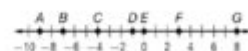
**Example 2:** Find the distance between  $A(-2, -1)$  and  $B(1, 3)$ . Distance Formula

$$\begin{aligned} d &= \sqrt{(x_2 - x_1)^2 + (y_2 - y_1)^2} \\ AB &= \sqrt{(1 - (-2))^2 + (3 - (-1))^2} \\ AB &= \sqrt{(3)^2 + (4)^2} \\ &= \sqrt{25} \\ &= 5 \end{aligned}$$

#### Exercises

Use the number line to find each measure.

- $BD$  **6**
- $DG$  **9**
- $AF$  **12**
- $EF$  **3**
- $BG$  **15**
- $AG$  **17**
- $BE$  **7**
- $DE$  **1**



Find the distance between each pair of points.

- $A(0, 0)$ ,  $B(6, 8)$  **10**
- $R(-2, 3)$ ,  $S(3, 15)$  **13**
- $M(1, -2)$ ,  $N(9, 13)$  **17**
- $E(-12, 2)$ ,  $F(-9, 6)$  **5**
- $X(0, 0)$ ,  $Y(15, 20)$  **25**
- $O(-12, 0)$ ,  $P(-8, 3)$  **5**
- $C(11, -12)$ ,  $D(6, 2)$   **$\sqrt{221} \approx 14.9$**
- $K(-2, 10)$ ,  $L(-4, 3)$   **$\sqrt{53} \approx 7.3$**

1 3 practice distance and midpoints is a fundamental concept in geometry and algebra that helps students understand the relationships between points in a coordinate plane. By mastering distance and midpoints, students can solve problems related to geometry, physics, engineering, and various real-world scenarios. This article will explore the definitions, formulas, applications, and practical exercises associated with distance and midpoints, providing an in-depth understanding of these essential mathematical concepts.

## Understanding Distance in the Coordinate Plane

The concept of distance refers to the measurement between two points in a coordinate system. In a two-dimensional space, the distance between any two points  $(x_1, y_1)$  and  $(x_2, y_2)$  can be calculated using the distance formula derived from the Pythagorean theorem.

# The Distance Formula

The distance  $(d)$  between points  $((x_1, y_1))$  and  $((x_2, y_2))$  is given by the formula:

$$d = \sqrt{(x_2 - x_1)^2 + (y_2 - y_1)^2}$$

This formula can be broken down into the following steps:

1. Subtract the x-coordinates: Calculate  $(x_2 - x_1)$ .
2. Subtract the y-coordinates: Calculate  $(y_2 - y_1)$ .
3. Square both differences: Compute  $(x_2 - x_1)^2$  and  $(y_2 - y_1)^2$ .
4. Add the squared differences: Sum the results from the previous step.
5. Take the square root: Finally, the square root of that sum gives the distance  $(d)$ .

## Example of Calculating Distance

Consider two points:  $(A(3, 4))$  and  $(B(7, 1))$ . To find the distance between these two points, apply the distance formula:

1. Calculate the differences:

$$\begin{aligned} - (x_2 - x_1 &= 7 - 3 = 4) \\ - (y_2 - y_1 &= 1 - 4 = -3) \end{aligned}$$

2. Square the differences:

$$\begin{aligned} - (4^2 &= 16) \\ - ((-3)^2 &= 9) \end{aligned}$$

3. Sum the squared differences:

$$- (16 + 9 = 25)$$

4. Take the square root:

$$- (d = \sqrt{25} = 5)$$

Thus, the distance between points A and B is 5 units.

## Understanding Midpoints in the Coordinate Plane

The midpoint is the point that lies exactly halfway between two points. It can be particularly useful in various applications, such as finding the center of a segment or averaging coordinates.

## The Midpoint Formula

The midpoint  $(M)$  between two points  $((x_1, y_1))$  and  $((x_2, y_2))$  is calculated using

the formula:

$$M = \left( \frac{x_1 + x_2}{2}, \frac{y_1 + y_2}{2} \right)$$

This formula can be understood through the following steps:

1. Add the x-coordinates: Calculate  $(x_1 + x_2)$ .
2. Add the y-coordinates: Calculate  $(y_1 + y_2)$ .
3. Divide each sum by 2: This gives the average of the x-coordinates and the average of the y-coordinates.

## Example of Finding the Midpoint

Using the same points  $A(3, 4)$  and  $B(7, 1)$ , we can find the midpoint as follows:

1. Add the x-coordinates:  
-  $(3 + 7 = 10)$
2. Add the y-coordinates:  
-  $(4 + 1 = 5)$
3. Divide by 2:  
-  $(M_x = \frac{10}{2} = 5)$   
-  $(M_y = \frac{5}{2} = 2.5)$

Thus, the midpoint  $M$  between points A and B is  $M(5, 2.5)$ .

## Applications of Distance and Midpoints

Understanding distance and midpoints is vital for various applications across different fields. Here are some significant areas where these concepts are applied:

### Geometry

1. Line Segments: In geometry, distance helps in determining the length of line segments, while midpoints are used to find bisectors.
2. Coordinate Geometry: These concepts are crucial in proving the properties of shapes, such as triangles, quadrilaterals, and circles.

### Physics

1. Motion: The distance formula is essential in calculating speed and velocity, where distance traveled over time is a fundamental concept.

2. Forces: In physics, the distance between objects plays a critical role in understanding gravitational force, electric fields, and more.

## Engineering and Design

1. Structural Analysis: Engineers use distance and midpoint calculations to design buildings and bridges, ensuring stability and safety.
2. Robotics: In robotics, these calculations help in pathfinding and navigation, ensuring robots can determine their position relative to objects.

## Real-World Scenarios

1. Urban Planning: City planners use distance to determine the accessibility of services and amenities to residents.
2. Navigation: GPS systems rely heavily on distance calculations to provide accurate directions and distances between locations.

## Practice Problems on Distance and Midpoints

To solidify your understanding of the concepts of distance and midpoints, here are some practice problems along with their solutions:

### Distance Practice Problems

1. Find the distance between points  $C(2, 3)$  and  $D(5, 7)$ .
2. Calculate the distance between  $E(-1, -1)$  and  $F(4, 4)$ .
3. Determine the distance between  $G(0, 0)$  and  $H(8, 6)$ .

### Midpoint Practice Problems

1. Find the midpoint between points  $I(10, 20)$  and  $J(30, 40)$ .
2. Calculate the midpoint of  $K(-5, 5)$  and  $L(5, -5)$ .
3. Determine the midpoint between  $M(1, 2)$  and  $N(3, 8)$ .

## Solutions to Practice Problems

Distance Solutions:

1.  $d = \sqrt{(5 - 2)^2 + (7 - 3)^2} = \sqrt{3^2 + 4^2} = \sqrt{9 + 16} = \sqrt{25} = 5$

2.  $d = \sqrt{(4 - (-1))^2 + (4 - (-1))^2} = \sqrt{5^2 + 5^2} = \sqrt{25 + 25} = \sqrt{50} = 5\sqrt{2}$
3.  $d = \sqrt{(8 - 0)^2 + (6 - 0)^2} = \sqrt{8^2 + 6^2} = \sqrt{64 + 36} = \sqrt{100} = 10$

Midpoint Solutions:

1.  $M = \left(\frac{10 + 30}{2}, \frac{20 + 40}{2}\right) = (20, 30)$
2.  $M = \left(\frac{-5 + 5}{2}, \frac{5 + (-5)}{2}\right) = (0, 0)$
3.  $M = \left(\frac{1 + 3}{2}, \frac{2 + 8}{2}\right) = (2, 5)$

## Conclusion

In summary, understanding 1 3 practice distance and midpoints is essential for students and professionals alike. Mastering these concepts not only enhances one's mathematical skills but also provides the necessary tools to tackle real-world problems in various fields. By practicing with the distance and midpoint formulas, students can build a strong foundation that will benefit them in their academic and professional future. Whether you are solving a geometry problem or navigating through a city, the principles of distance and midpoints will always be relevant.

## Frequently Asked Questions

### What is the distance formula used to calculate the distance between two points in a coordinate plane?

The distance formula is given by  $d = \sqrt{(x_2 - x_1)^2 + (y_2 - y_1)^2}$ , where  $(x_1, y_1)$  and  $(x_2, y_2)$  are the coordinates of the two points.

### How do you find the midpoint between two points $(x_1, y_1)$ and $(x_2, y_2)$ ?

The midpoint formula is  $M = ((x_1 + x_2)/2, (y_1 + y_2)/2)$ , which calculates the average of the x-coordinates and the average of the y-coordinates.

### In the context of a real-world application, how can distance and midpoints be useful?

Distance and midpoints can be useful in navigation, urban planning, and logistics to determine the optimal routes and locations between points.

### What is the significance of understanding distance and midpoints in geometry?

Understanding distance and midpoints is crucial in geometry for solving problems related to shapes, line segments, and coordinate systems.

## Can the distance formula be applied in three-dimensional space? If so, how?

Yes, the distance formula can be extended to three-dimensional space with  $d = \sqrt{(x_2 - x_1)^2 + (y_2 - y_1)^2 + (z_2 - z_1)^2}$ , where  $(x_1, y_1, z_1)$  and  $(x_2, y_2, z_2)$  are the coordinates of the points.

## What is the relationship between the distance formula and the Pythagorean theorem?

The distance formula is derived from the Pythagorean theorem, as it calculates the hypotenuse of a right triangle formed by the differences in coordinates.

## How can you verify if a point lies on the line segment between two other points using midpoints?

You can check if a point P is the midpoint of the line segment between points A and B by ensuring that  $P = ((x_1 + x_2)/2, (y_1 + y_2)/2)$  and checking if P's coordinates match the calculated midpoint.

Find other PDF article:

<https://soc.up.edu.ph/56-quote/pdf?docid=vJu85-1997&title=strange-rebels-1979-and-the-birth-of-the-21st-century.pdf>

## 1 3 Practice Distance And Midpoints

□□ - □□

\_\_\_\_\_

...

$$\begin{array}{|c|c|c|c|c|c|c|c|} \hline & & & & & & & \\ \hline \end{array} \begin{array}{|c|c|c|c|c|c|c|c|} \hline & & & & & & & \\ \hline \end{array} - \begin{array}{|c|c|c|c|} \hline & & & \\ \hline \end{array}$$

Feb 19, 2025 · 京公网安备 11010802020001 京ICP备030173号-1 京网文[2023]1034-029

©2025Baidu | |

[illegible]

1000 = 238.9 1 = 4.18 KJ 4.18 4

										-				
--	--	--	--	--	--	--	--	--	--	---	--	--	--	--

January February :March April May June July August

SeptemberOctober ...

00000000E+00001e+1000000000000

```

#####      #####      #####_#####
#####E+#####1e+1#####

```

2025年7月...  
2025年7月... 2.1 7792 1.4

Master the concepts of 1 3 practice distance and midpoints with our comprehensive guide. Learn more to enhance your math skills and boost your confidence!

[Back to Home](#)