









# 1 Week Diet To Lose Weight

1 week Diet plan				
	BREAKFAST	LUNCH	SNACK	DINNER
MONDAY	Poha with veggies & a glass of fresh orange juice 	Brown rice, rasam & cabbage stir-fry 	Low-glycemic fruits 	Wheat dosa with roasted chana dal chutney 
TUESDAY	Vegetable oats or dalia 	Brown rice, beetroot poriyal, dal & curd 	Roasted chana 	Chapatis or rotis with vegetable kurma & salad 
WEDNESDAY	Ragi Reva Dosai with mint chutney 	Brown rice pulao with raita 	Whole wheat bread with almond/peanut butter 	Besan chilla with vegetables 
THURSDAY	Vegetable Upma 	Brown rice, sprouts curry, rasam & curd 	Roasted Makhana or Foxnuts 	Chapati or rotis with chana masala & green salad 
FRIDAY	Brown rice idlis with coconut chutney 	Dalia khichdi with vegetables & curd 	A handful of peanuts or walnuts 	Roti with a bowl of sprouts 
SATURDAY	Broccoli & gobi paratha 	Brown rice, stir-fry spinach, moong sprouts & curd 	Banana or any other fresh seasonal fruit 	Chapati or rotis with low-fat paneer curry & salad 
SUNDAY	Ragi banana pancakes 	Quinoa fried rice with vegetables, cashews & sesame seed 	Baked vegetable cutlets or sweet potato tikkis 	Bajra, moong & peas khichdi 
For weight loss				

1 Week Diet to Lose Weight: Losing weight in a healthy and sustainable manner can often feel like a daunting task. However, with the right approach, you can kickstart your weight loss journey in just one week. By focusing on balanced nutrition, portion control, and regular physical activity, you can create a diet plan that not only helps you shed those extra pounds but also sets the foundation for long-term health. In this article, we will explore a comprehensive 1-week diet plan, tips for success, and important considerations to keep in mind.

# Understanding the Basics of Weight Loss

Before diving into the specifics of a 1-week diet plan, it's essential to understand some fundamental principles of weight loss:

## 1. Caloric Deficit

The primary driver of weight loss is a caloric deficit, which means consuming fewer calories than your body burns. To lose weight, you should aim for a daily caloric deficit of about 500 to 1000 calories, leading to a safe weight loss of approximately 1 to 2 pounds per week.

## 2. Nutrient-Dense Foods

Focusing on nutrient-dense foods is crucial. These foods are rich in vitamins, minerals, and other nutrients while being lower in calories. Examples include:

- Fruits
- Vegetables
- Whole grains
- Lean proteins
- Healthy fats

## 3. Hydration

Staying hydrated is vital for weight loss. Drinking enough water can help control hunger, boost metabolism, and improve overall health. Aim for at least 8-10 glasses of water each day.

## 1 Week Diet Plan to Lose Weight

This 1-week diet plan incorporates a variety of foods to ensure you get the necessary nutrients while promoting weight loss. Please remember that individual needs may vary, and it's advisable to adjust portion sizes based on your specific requirements.

### Day 1: Clean Start

- Breakfast: Overnight oats with almond milk, topped with berries and a

teaspoon of honey.

- Snack: A medium apple and a handful of almonds.
- Lunch: Grilled chicken salad with mixed greens, cherry tomatoes, cucumbers, and a vinaigrette dressing.
- Snack: Carrot sticks with hummus.
- Dinner: Baked salmon with steamed broccoli and quinoa.

## **Day 2: Focus on Fiber**

- Breakfast: Greek yogurt with sliced banana and a sprinkle of chia seeds.
- Snack: A pear and a few walnuts.
- Lunch: Quinoa bowl with black beans, corn, avocado, and salsa.
- Snack: Celery sticks with peanut butter.
- Dinner: Stir-fried tofu with mixed vegetables and brown rice.

## **Day 3: Protein Boost**

- Breakfast: Scrambled eggs with spinach and tomatoes.
- Snack: Cottage cheese with pineapple.
- Lunch: Turkey and avocado wrap in a whole grain tortilla with lettuce and tomato.
- Snack: A handful of mixed nuts.
- Dinner: Grilled shrimp with asparagus and a side of couscous.

## **Day 4: Vegetarian Day**

- Breakfast: Smoothie with spinach, banana, and almond milk.
- Snack: A small orange and a few sunflower seeds.
- Lunch: Lentil soup with a side salad.
- Snack: Bell pepper slices with guacamole.
- Dinner: Vegetable stir-fry with tofu and a side of brown rice.

## **Day 5: Healthy Fats**

- Breakfast: Avocado toast on whole grain bread topped with poached egg.
- Snack: A small handful of mixed berries.
- Lunch: Chickpea salad with cucumber, tomatoes, feta cheese, and olive oil dressing.
- Snack: Greek yogurt with honey.
- Dinner: Baked chicken thighs with sweet potatoes and green beans.

## Day 6: Low-Carb Day

- Breakfast: Omelet with mushrooms, peppers, and cheese.
- Snack: Hard-boiled eggs.
- Lunch: Spinach salad with grilled chicken, avocado, and a lemon vinaigrette.
- Snack: Cucumber slices with tzatziki.
- Dinner: Zucchini noodles with marinara sauce and turkey meatballs.

## Day 7: Balanced Plate

- Breakfast: Smoothie bowl with mixed berries and a sprinkle of granola.
- Snack: An apple with almond butter.
- Lunch: Grilled vegetable and quinoa salad.
- Snack: A few slices of cheese and whole grain crackers.
- Dinner: Baked cod with roasted Brussels sprouts and brown rice.

## Tips for Success

A successful weight loss journey is not only about following a diet but also about adopting healthy habits. Here are some practical tips to enhance your results:

- **Meal Prep:** Preparing meals in advance can prevent unhealthy choices and save time during busy days.
- **Mindful Eating:** Pay attention to portion sizes and eat slowly to recognize when you are full.
- **Stay Active:** Incorporate regular physical activity into your daily routine, such as walking, jogging, or cycling.
- **Limit Processed Foods:** Minimize the intake of processed foods high in sugar and unhealthy fats.
- **Sleep Well:** Aim for 7-9 hours of quality sleep each night to support your weight loss efforts.

## Considerations Before Starting the Diet

Before embarking on a 1-week diet, it's essential to consider the following:

## **1. Consult a Professional**

If you have any underlying health conditions or are unsure about starting a new diet, consult a healthcare professional or a registered dietitian for personalized advice.

## **2. Listen to Your Body**

Pay attention to how your body responds to the diet. If you feel fatigued or unwell, it may be necessary to adjust your caloric intake or food choices.

## **3. Set Realistic Goals**

While losing weight in a week is possible, it is essential to set realistic and achievable goals. Aim for sustainable changes rather than drastic weight loss.

## **Conclusion**

Embarking on a 1 week diet to lose weight can be an effective way to jumpstart your weight loss journey. By focusing on balanced meals, proper hydration, and healthy habits, you can achieve noticeable results in just seven days. Remember to listen to your body, stay committed, and make adjustments as necessary to ensure long-term success. With dedication and the right mindset, you can achieve your weight loss goals and embark on a healthier lifestyle.

## **Frequently Asked Questions**

### **What is a one-week diet plan for losing weight effectively?**

A one-week diet plan for weight loss typically includes a balanced intake of lean proteins, vegetables, whole grains, and healthy fats. It may involve meal prepping, portion control, and reducing sugary and processed foods. An example could be a daily structure of smoothies for breakfast, salads with protein for lunch, and grilled vegetables with lean meat for dinner.

### **Can I lose a significant amount of weight in just**

# one week?

While it's possible to lose weight in one week, significant results are often temporary and can vary depending on individual factors like starting weight, metabolism, and adherence to the plan. A realistic expectation is to aim for 1-2 pounds of weight loss through a calorie deficit and increased physical activity.

## What types of foods should I avoid on a one-week weight loss diet?

You should avoid high-calorie, low-nutrient foods such as sugary snacks, processed foods, fried items, and excessive carbohydrates. Focus on whole foods like fruits, vegetables, lean proteins, and healthy fats to promote weight loss.

# Is exercise necessary for a one-week diet to lose weight?

While diet plays a crucial role in weight loss, incorporating exercise can enhance results. Aim for at least 150 minutes of moderate aerobic activity or 75 minutes of vigorous activity over the week, along with strength training to boost metabolism and improve body composition.

## How can I maintain weight loss after a one-week diet?

To maintain weight loss after a one-week diet, adopt sustainable eating habits, continue regular physical activity, and practice portion control. Gradually reintroduce foods in moderation while focusing on a balanced diet to prevent regaining lost weight.

Find other PDF article:

<https://soc.up.edu.ph/06-link/Book?docid=XvN49-5411&title=answer-key-bill-nye-seasons-worksheet-answers.pdf>

## 1 Week Diet To Lose Weight

$$\begin{array}{|c|c|} \hline \square & \square \\ \hline \end{array} - \begin{array}{|c|c|} \hline \square & \square \\ \hline \end{array}$$

[illegible]

...

[illegible]

Feb 19, 2025 · 0000 00000 0000 0000 0000 000000 ICP030173-1 000020231034-029

©2025Baidu | 京公网安备11000002700618号 | 京ICP备10000001号

1000=238.91=4.18KJ4.18

- JanuaryFebruary:March April MayJuneJulyAugust SeptemberOctober ...

E+1e+1E+1e+1

Oct 3, 2024 · 1. /gamemode survival 2. /gamemode creative

- 2011 1

1/8, 1/4, 1/2, 3/4, 7/8? - 1 1/8 1/4 3/8 1/2 5/8 3/4 7/8 This is an arithmetic sequence since there is a common difference between each term. In this case, adding 18 to the previous term in the ...

1 - “1” 1

20257 20257 2.1 7792 1.4

-

Feb 19, 2025 · ICP030173-1 20231034-029 ©2025Baidu ...

1000=238.91=4.18KJ4.18 ...

- JanuaryFebruary:March April MayJuneJuly ...

E+1e+1E+1e+1

Transform your body with our 1 week diet to lose weight! Discover effective meal plans and tips for quick results. Start your journey today—learn more!

[Back to Home](#)