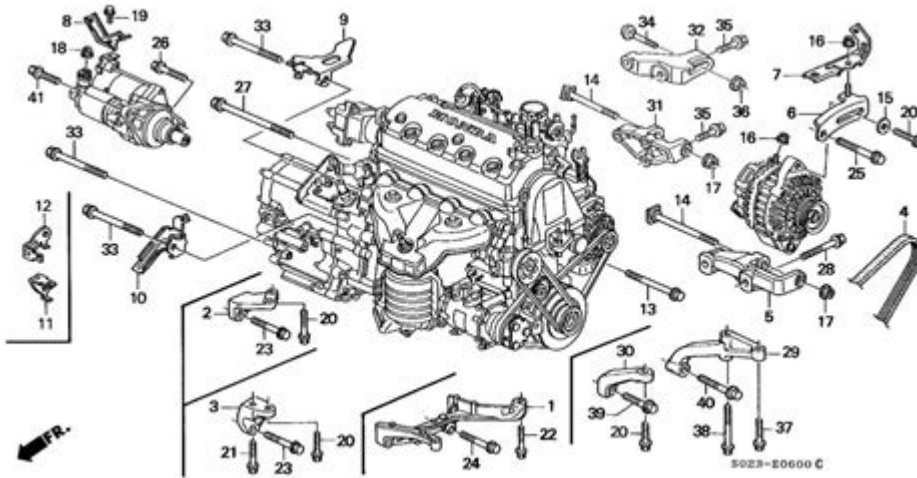


2007 Honda Civic Parts Diagram



2007 Honda Civic Parts Diagram

The 2007 Honda Civic is a popular compact car known for its reliability, fuel efficiency, and stylish design. Understanding the parts of your vehicle is crucial for maintenance, repairs, and modifications. A parts diagram can be an invaluable tool for both DIY enthusiasts and professional mechanics alike. This article will delve into the components of the 2007 Honda Civic, including a detailed overview of its parts diagram, common issues, maintenance tips, and the importance of using genuine Honda parts.

Overview of the 2007 Honda Civic

The 2007 Honda Civic comes in several trims, including the DX, LX, EX, and the sporty Si version. Each variant offers different features and performance specifications, but they share essential components that can be referenced through a parts diagram. The Civic is equipped with either a 1.8L inline-4 engine or a more powerful 2.0L inline-4 in the Si model, both of which contribute to the vehicle's overall performance.

Importance of a Parts Diagram

A parts diagram serves multiple purposes:

1. Identification: It helps in identifying various components quickly and accurately.
2. Repair Guidance: Provides a visual reference for repairs and replacements.
3. Understanding Assembly: Aids in understanding how different parts fit together.
4. Ordering Parts: Facilitates accurate ordering of replacement parts.

Components of the 2007 Honda Civic Parts Diagram

The parts diagram for the 2007 Honda Civic includes numerous systems and components. Below are some of the essential sections of the diagram:

1. Engine Components

The engine is the heart of the vehicle, and understanding its parts is crucial for maintenance and repairs. Key components include:

- Engine Block: Houses the cylinders and other internal engine components.
- Cylinder Head: Contains the combustion chambers and engine valves.
- Piston: Moves up and down within the cylinders to create power.
- Crankshaft: Converts the linear motion of the pistons into rotational motion.
- Timing Belt: Synchronizes the movement of the crankshaft and camshaft.

2. Transmission and Drivetrain

The transmission is responsible for transferring power from the engine to the wheels. Key components include:

- Transmission Case: Encloses the transmission components.
- Clutch Assembly: Engages and disengages the engine from the transmission.
- Drive Axles: Transfer power from the transmission to the wheels.
- Differential: Allows the wheels to rotate at different speeds, especially when turning.

3. Suspension System

The suspension system is critical for ride comfort and vehicle handling. Important components include:

- Struts and Shocks: Absorb bumps and maintain vehicle stability.
- Control Arms: Connect the vehicle's body to the suspension and wheels.
- Springs: Support the vehicle's weight and absorb shock.

4. Brake System

The brake system ensures safe and effective stopping power. Components include:

- Brake Pads: Press against the brake rotor to create friction.
- Brake Rotors: Disc that the brake pads clamp down on to stop the vehicle.
- Brake Calipers: House the brake pads and pistons that apply pressure.
- Master Cylinder: Converts the force from the brake pedal into hydraulic pressure.

5. Electrical System

The electrical system powers various components of the vehicle. Key parts include:

- Battery: Provides electrical energy to start the engine and power accessories.
- Alternator: Charges the battery while the engine is running.
- Starter Motor: Cranks the engine to start it.
- Fuses and Relays: Protect electrical circuits and control component functions.

6. Interior Components

The interior of the 2007 Honda Civic includes several critical components for comfort and functionality. Important parts include:

- Dashboard: Houses instruments and controls.
- Seats: Provide comfort and support for passengers.
- Air Conditioning System: Regulates cabin temperature.
- Infotainment System: Controls audio, navigation, and communication features.

Common Issues and Solutions

Understanding common issues with the 2007 Honda Civic can help owners maintain their vehicles effectively. Below are some issues often encountered and their respective solutions.

1. Engine Problems

Symptoms:

- Rough idling
- Decreased fuel efficiency
- Check engine light illuminated

Solutions:

- Regular engine checks and fluid changes.
- Use a diagnostic tool to identify error codes.
- Check spark plugs and replace if necessary.

2. Transmission Issues

Symptoms:

- Slipping gears
- Delayed engagement
- Unusual noises

Solutions:

- Regular transmission fluid checks and changes.
- Inspect for leaks or damaged components.
- Consult a professional for more severe issues.

3. Brake System Failures

Symptoms:

- Squeaking or grinding noises
- Vibration while braking
- Warning light on the dashboard

Solutions:

- Inspect brake pads and rotors regularly.
- Replace worn-out components immediately.
- Ensure proper brake fluid levels.

4. Electrical Problems

Symptoms:

- Dim lights
- Dead battery

- Malfunctioning accessories

Solutions:

- Check the battery and alternator regularly.
- Replace blown fuses promptly.
- Inspect wiring for wear and tear.

Maintenance Tips for the 2007 Honda Civic

To keep your 2007 Honda Civic running smoothly, consider the following maintenance tips:

1. **Regular Oil Changes:** Change the engine oil and filter every 5,000 to 7,500 miles.
2. **Tire Maintenance:** Rotate tires every 5,000 miles and ensure proper inflation.
3. **Brake Inspections:** Have the brakes inspected at regular intervals, especially if you notice any symptoms of wear.
4. **Fluid Checks:** Regularly check and top off fluids, including coolant, brake fluid, and transmission fluid.
5. **Battery Maintenance:** Inspect battery terminals for corrosion and clean them as necessary.

Using Genuine Honda Parts

When replacing parts on your 2007 Honda Civic, it is advisable to use genuine Honda parts. Benefits include:

- **Quality Assurance:** Genuine parts are manufactured to meet Honda's specifications.
- **Compatibility:** They are designed to fit perfectly and work seamlessly with your vehicle.
- **Warranty Protection:** Using OEM parts often helps maintain warranties.

Conclusion

The 2007 Honda Civic remains a reliable choice for drivers due to its performance and efficiency. Understanding the parts diagram and the individual components is essential for effective maintenance and repairs. By being aware of common issues, following maintenance tips, and using genuine Honda parts, owners can ensure their Civic remains in excellent condition for years to come. Whether you are a DIY enthusiast or prefer professional help, a solid grasp of the Civic's parts and systems will always be beneficial.

Frequently Asked Questions

What is included in the 2007 Honda Civic parts diagram?

The 2007 Honda Civic parts diagram typically includes components such as the engine, transmission, suspension, brakes, electrical systems, and interior parts.

Where can I find a reliable 2007 Honda Civic parts diagram?

Reliable 2007 Honda Civic parts diagrams can be found on websites like Honda's official service manuals, auto parts retailers, and automotive repair forums.

How can a parts diagram help with DIY repairs on a 2007 Honda Civic?

A parts diagram helps DIYers identify specific components and their locations, making it easier to locate parts for repairs or replacements.

Are there different parts diagrams for different trim levels of the 2007 Honda Civic?

Yes, there can be variations in parts diagrams based on trim levels like the DX, LX, EX, or Si, as they may have different features and components.

What should I do if I can't find a parts diagram for my 2007 Honda Civic?

If you can't find a parts diagram, consider checking with a Honda dealership, visiting automotive forums, or using online resources like repair manual databases.

Can I use a parts diagram to order replacement parts for my 2007 Honda Civic?

Yes, a parts diagram can help you accurately identify and order the correct replacement parts for your 2007 Honda Civic.

What tools do I need to work on parts shown in the 2007 Honda Civic parts diagram?

Common tools needed include wrenches, screwdrivers, pliers, a jack and jack stands, and possibly specialized tools for certain components.

Is there a difference between OEM and aftermarket parts in the 2007

Honda Civic parts diagram?

Yes, OEM (Original Equipment Manufacturer) parts are made by Honda, while aftermarket parts are produced by other companies and may vary in quality and fit.

How do I interpret the labels on a 2007 Honda Civic parts diagram?

Labels on a parts diagram typically include part numbers, descriptions, and sometimes diagrams showing how parts fit together or their orientation.

Find other PDF article:

<https://soc.up.edu.ph/24-mark/Book?dataid=AUE30-7939&title=general-printable-medical-history-form-template.pdf>

2007 Honda Civic Parts Diagram

Bing Homepage Quiz | Bing Weekly Quiz

In the past year, Bing makes the new experiences with offers a quiz in that homepage. According to the research ...

Bing Homepage Quiz: Test Your Knowledge Now! - On4t Blog

Feb 16, 2024 · Test your knowledge with the latest Bing Homepage Quiz – engaging, fun, and updated regularly to challenge your brain.

Bing homepage quiz

Microsoft's Bing homepage now features a new daily quiz which is intended to drive engagement and broaden the horizons of Bing users with trivia.

Bing Homepage Quiz: Play Daily and Test Your Knowledge

Launched in 2016, this daily online quiz by Bing has inspired millions to explore the world, one question at a time. Whether you're into history, science, sports, or pop culture, the Bing ...

Bing Homepage Quiz - Play Bing Quiz Today

The Bing Homepage Quiz is a daily trivia game featured on Bing's homepage. It challenges users with multiple-choice questions inspired by the day's homepage image, covering topics like ...

10 Bing Homepage Quiz Questions That Will Test Your Memory

May 13, 2025 · Bing's homepage quiz is more than just a casual pastime; it's a gateway to enriching your knowledge and enhancing your mental agility. The 10 quiz questions we've ...

Bing Homepage Quiz: Today's Viral Quiz for Curious Minds

4 days ago · The Bing Homepage Quiz is an interactive online quiz featured directly on Bing's homepage. Launched to inspire curiosity and learning, this daily quiz connects its questions to ...

How to play Bing Homepage Quiz and win? - The Windows Club

Oct 5, 2023 · Learn how to play Bing Homepage Quiz and win Bing Reward points. If Bing Homepage Quiz is not working, here's what you can do to get it working!

Bing Homepage Quiz - Today's Trivia Game to Play & Learn

Jul 7, 2025 · Enjoy today's Bing Homepage Quiz with interactive trivia and knowledge tests. Play every day, learn with quiz questions, and check all correct answers.

BingHomepageQuiz - Reddit

Microsoft Bing Homepage daily quiz questions and their answers

[illegible]

□□ (TPE:2007)-□□-□□-□□□□□□□□□□□□□□ (2007)□□□□□□□□□□□□□□□□□□□□□□□□□□























Dead Silence (2007)

Apr 11, 2025 · [Dead Silence \(2007\)](#) [Watch](#) [Download](#) [1](#)

□□□ (2007)□□□□□□□□□□□□ - □□□□

Apr 10, 2025 · 000 000 (2007)000000000000000000 000 0000000000000000 0000000000000000 0
00000000 ...

📺 📅 The Tudors Season 1 (2007)📺📅📅 ...

May 26, 2025 ·   The Tudors Season 1 (2007)                   

2007-2013-жылдарда - 2007-жылдан

2007 13 2 3 4 5 6 7 8 9 ...

□□□□ (2007) □□□□□□□□□□□□ - □□□□

May 10, 2025 · https://pan.baidu.com/s/1qiVAtrDY_yuDMQ6g5FkoPA?pwd=1234 百度网盘 (2007) 百度网盘 百度网盘2007 ...

□□□□ (2007)□□□□□□□□□□□□ - □□□□

[illegible]

XXXXXXXXXX **XXX**200745 - XXXX

XXXXXXXXXX XXX200745 XXXXXXXX2007XXXX“XX”wordXXXXXXXXXXXXXXXXXXXXXXXXXXXX

2007□□□□□□□□ - □□□□

Jul 12, 2024 · 2007年...2007年...2007年...
...2007年 ...

□□□□□□□□□□□□□□□□□□□□ - □□□□□

[illegible]

Explore our detailed 2007 Honda Civic parts diagram to easily identify components and enhance your vehicle's performance. Learn more and optimize your ride today!

[Back to Home](#)