










# 14 Telling Time Answer Key

Name : \_\_\_\_\_



## Telling Time Worksheet

Write the correct time under each clock.

<div>1</div>  <p>12 : 15</p>	<div>2</div>  <p>_____</p>	<div>3</div>  <p>_____</p>
<div>4</div>  <p>_____</p>	<div>5</div>  <p>_____</p>	<div>6</div>  <p>_____</p>
<div>7</div>  <p>_____</p>	<div>8</div>  <p>_____</p>	<div>9</div>  <p>_____</p>

14 telling time answer key is an essential resource for educators and students who are looking to master the skill of telling time. Understanding how to read clocks, both digital and analog, is a fundamental skill that lays the groundwork for more complex mathematical concepts. This article will explore various aspects of telling time, including the importance of this skill, methods for teaching it, common challenges, and provide a comprehensive answer key that can serve as a reference for both teachers and students.

# Importance of Telling Time

Telling time is a vital life skill that impacts daily routines and activities. Here are some reasons why mastering this skill is important:

1. **Daily Activities:** Knowing how to tell time helps individuals manage their schedules, ensuring they can attend appointments, school, work, and social events punctually.
2. **Independence:** For children, learning to tell time fosters a sense of independence. They can make decisions about when to start homework, when to play, or when to go to bed without relying on adults.
3. **Mathematical Foundation:** Understanding time involves recognizing patterns, counting by fives, and fractions, laying down a foundation for more advanced math skills.
4. **Real-World Applications:** Time management is crucial in various professions and life situations, making the skill applicable beyond the classroom.
5. **Cognitive Development:** Learning to tell time enhances cognitive skills such as critical thinking and problem-solving.

## Methods for Teaching Time

Teaching time can be fun and engaging. Here are some effective methods to help students learn how to tell time:

### 1. Use of Visual Aids

Visual aids can make the concept of time more tangible for learners. Consider the following tools:

- **Analog Clocks:** Use clocks with movable hands to demonstrate how time changes.
- **Digital Clocks:** Show how time is represented digitally and how it relates to analog clocks.
- **Time Charts:** Create charts that display different times throughout the day (e.g., breakfast time, school start time).

### 2. Interactive Activities

Engaging students with hands-on activities can reinforce their learning:

- **Clock Crafts:** Have students create their own clocks using paper plates and markers to practice setting different times.
- **Time Games:** Incorporate games such as "Time Bingo" or "What Time Is It, Mr. Fox?" to make learning enjoyable.
- **Role-Playing:** Simulate real-life scenarios where students must ask for and tell the time.

### 3. Technology Integration

Incorporating technology in teaching can enhance student engagement:

- Apps and Online Games: Utilize educational apps that focus on telling time, providing interactive ways for students to practice.
- Videos and Tutorials: Use online resources that explain time-telling concepts through animations and visual demonstrations.

### Common Challenges in Learning to Tell Time

While teaching time, students may encounter various challenges. Understanding these can help educators address them effectively:

1. Concept of Time: Some students struggle to grasp the abstract concept of time, especially younger children who may not yet understand the passage of time.
2. Reading Analog Clocks: Students may find it difficult to read the positions of the hour and minute hands accurately.
3. Digital vs. Analog Confusion: Students might confuse how to convert time from digital to analog and vice versa.
4. Time Intervals: Understanding time intervals such as minutes and hours can be challenging for some students, particularly when calculating durations.
5. Focus and Attention: The concept of time requires concentration, and some students may struggle to focus during lessons or activities.

## 14 Telling Time Answer Key

The following answer key provides clear examples and answers to common telling time questions. This can serve as a guide for students and teachers alike:

### Understanding Analog Clocks

1. What time is it if the hour hand is on 3 and the minute hand is on 12?  
- Answer: 3:00
2. What time is it if the hour hand is on 7 and the minute hand is on 6?  
- Answer: 7:30
3. What time is it if the hour hand is on 10 and the minute hand is on 3?  
- Answer: 10:15
4. What time is it if the hour hand is between 2 and 3 and the minute hand is on 9?  
- Answer: 2:45

5. What time is it if the hour hand is on 12 and the minute hand is on 4?  
- Answer: 12:20

## Understanding Digital Clocks

6. What time is represented as 14:00 in standard time?  
- Answer: 2:00 PM

7. What time is represented as 18:30 in standard time?  
- Answer: 6:30 PM

8. What time is represented as 09:15 in standard time?  
- Answer: 9:15 AM

9. What time is represented as 23:45 in standard time?  
- Answer: 11:45 PM

10. What time is represented as 00:30 in standard time?  
- Answer: 12:30 AM

## Time Calculation

11. If it is 2:20 PM now, what time will it be in 1 hour and 45 minutes?  
- Answer: 4:05 PM

12. If a movie starts at 5:15 PM and is 2 hours long, what time does it end?  
- Answer: 7:15 PM

13. If a train departs at 9:45 AM and arrives at 12:00 PM, how long is the journey?  
- Answer: 2 hours and 15 minutes

14. If a meeting starts at 3:30 PM and lasts for 1 hour and 30 minutes, when does it end?  
- Answer: 5:00 PM

## Conclusion

Mastering the skill to tell time is crucial for students of all ages. The 14 telling time answer key serves not only as a resource for students to check their understanding but also as a tool for educators to guide their teaching methods. By employing a variety of teaching strategies, addressing common challenges, and providing engaging activities, we can help students become proficient in telling time, a skill that will benefit them throughout their lives.

## Frequently Asked Questions

## **What is the purpose of the '14 telling time answer key'?**

The '14 telling time answer key' is designed to help students check their answers for telling time exercises, ensuring they understand how to read clocks and interpret time correctly.

## **What age group is the '14 telling time answer key' intended for?**

The '14 telling time answer key' is typically intended for elementary school students, usually in grades 1-3, who are learning to tell time.

## **What types of questions are included in the '14 telling time' exercises?**

The exercises usually include questions that ask students to read analog clocks, digital clocks, and convert between different time formats.

## **Can the '14 telling time answer key' be used for self-assessment?**

Yes, students can use the answer key for self-assessment after completing their telling time exercises to verify their understanding and accuracy.

## **What format does the '14 telling time answer key' typically follow?**

The answer key typically lists the correct answers alongside the corresponding exercise numbers for easy reference.

## **Is the '14 telling time answer key' available online?**

Many educational resources provide downloadable or printable versions of the '14 telling time answer key' online for teachers and students.

## **How can teachers use the '14 telling time answer key' in the classroom?**

Teachers can use the answer key to facilitate discussions, grade assignments quickly, and provide immediate feedback to students.

## **What common mistakes do students make when telling time that the answer key can help identify?**

Common mistakes include confusing the hour and minute hands, misreading the positions of the hands, and failing to account for AM/PM distinctions.

## **Are there any additional resources that complement the '14 telling time answer key'?**

Yes, additional resources may include worksheets, interactive games, and instructional videos that reinforce the concept of telling time.

<https://soc.up.edu.ph/47-print/Book?dataid=SYo77-4280&title=pictures-of-cupping-therapy.pdf>

ThinkBook 14+/16+ 2025

1314????????????? -

ftp://...? - ...

[illegible]

12 14 16 18 -

CPU2025 ...

14600KF ...

2025 CPU 7

[illegible]

**2025**

ThinkBook 14+/16+ 2025 - 00

ThinkBook 14+/16+ 2025 Ultra 200H 500 ...

1314 Shader ...

ftp FTP

50 199 ...

12 14 16 18 - 12 14-16 14-16 ...

Unlock the secrets of telling time with our comprehensive guide and 14 telling time answer key. Enhance your skills today! Learn more for detailed insights!

[Back to Home](#)