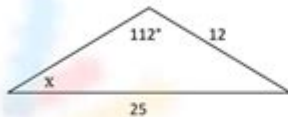


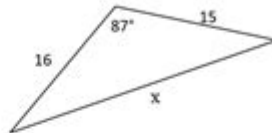
125 Law Of Cosines Worksheet

II. Determine whether the Law of Cosines or the Law of Sines is the best choice.

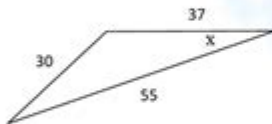
1. State whether the Law of Sines or Law of Cosines is the best choice to solve for x for the given figure. Substitute the values into the appropriate formula (do not solve).



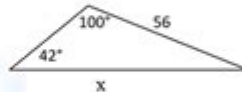
2. State whether the Law of Sines or Law of Cosines is the best choice to solve for x for the given figure. Substitute the values into the appropriate formula (do not solve).



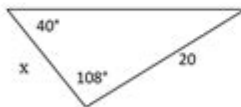
3. State whether the Law of Sines or Law of Cosines is the best choice to solve for x for the given figure. Substitute the values into the appropriate formula (do not solve).



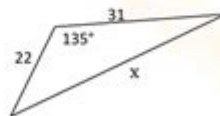
4. State whether the Law of Sines or Law of Cosines is the best choice to solve for x for the given figure. Substitute the values into the appropriate formula (do not solve).



5. State whether the Law of Sines or Law of Cosines is the best choice to solve for x for the given figure. Substitute the values into the appropriate formula (do not solve).



6. State whether the Law of Sines or Law of Cosines is the best choice to solve for x for the given figure. Substitute the values into the appropriate formula (do not solve).



125 law of cosines worksheet is a comprehensive educational resource designed to help students understand and apply the law of cosines in various mathematical scenarios. This worksheet not only provides a plethora of practice problems but also reinforces the fundamental concepts behind the law of cosines, making it an invaluable tool for students in geometry and trigonometry. In this article, we will delve into the law of cosines, how it is applied, the significance of worksheets in learning, and tips for effectively using a 125 law of cosines worksheet.

Understanding the Law of Cosines

The law of cosines is a vital theorem in trigonometry that relates the lengths of the sides of a triangle to the cosine of one of its angles. It is particularly useful in situations where we do not have a right triangle and need to find an unknown side or angle.

The Formula

The law of cosines can be expressed with the following formula for any triangle ABC with sides a, b, and c opposite to angles A, B, and C respectively:

$$c^2 = a^2 + b^2 - 2ab \cdot \cos(C)$$

This equation can also be rearranged to find angles:

$$\cos(C) = \frac{a^2 + b^2 - c^2}{2ab}$$

The law of cosines is crucial for:

1. Finding the length of a side when the lengths of the other two sides and the included angle are known.
2. Determining the measure of an angle when all three sides are known (non-right triangles).
3. Solving problems in various applications, including physics, engineering, and architecture.

Applications of the Law of Cosines

The law of cosines is widely applicable in different fields. Here are some of the most common applications:

1. Solving Triangles

The law of cosines allows us to solve triangles that aren't right-angled. In scenarios where we know two sides and the included angle, we can find the third side. Similarly, when we know all three sides, we can find the angles.

2. Navigation and Surveying

In navigation and surveying, the law of cosines helps calculate distances and angles between points on a map or a geographical area, allowing professionals to create accurate representations of terrain.

3. Physics Applications

In physics, the law of cosines is used to analyze forces acting at angles. For example, when two forces are acting on an object at different angles, the law can help determine the resultant force.

Why Use a Worksheet?

Worksheets are an essential educational tool, especially for subjects like geometry and trigonometry. A 125 law of cosines worksheet provides structured practice opportunities for students to hone their skills. Here are some benefits of using worksheets:

- Reinforcement of Concepts: Worksheets reinforce theoretical concepts through practical application.
- Variety of Problems: They often include a variety of problem types, catering to different learning styles and abilities.
- Self-Paced Learning: Students can work through the problems at their own pace, allowing for thorough understanding.

- Immediate Feedback: Worksheets can be graded quickly, providing immediate feedback to students about their understanding.

Components of a 125 Law of Cosines Worksheet

A well-structured 125 law of cosines worksheet typically includes several components to ensure comprehensive learning:

1. Explanation of the Law of Cosines

The worksheet should start with a brief explanation of the law of cosines, detailing its formulae and diagrams depicting triangles. This foundational knowledge primes students for the problems ahead.

2. Example Problems

Including a few solved example problems helps clarify the application of the law of cosines. These examples should cover:

- Finding a side length given two sides and the included angle.
- Finding an angle given all three side lengths.

3. Practice Problems

The core of the worksheet is the set of practice problems. A good worksheet would provide a mix of:

- Finding Side Lengths: Problems where students calculate the length of a side given two other sides

and the included angle.

- Finding Angles: Problems where students use the law of cosines to find angles when all three sides are known.
- Real-Life Applications: Word problems that apply the law of cosines to real-world situations, such as navigation or architecture.

4. Challenge Questions

To deepen understanding, the worksheet can include a few challenging problems that require critical thinking and application of the law of cosines in more complex scenarios.

5. Answer Key

An answer key is crucial for self-assessment. Students can check their work against the key to see where they may have made mistakes and to reinforce learning.

Tips for Using a 125 Law of Cosines Worksheet

To maximize the benefits of a 125 law of cosines worksheet, consider the following tips:

1. Review the Formulae: Before starting the worksheet, review the law of cosines formulae and ensure you understand how to apply them.
2. Work in Groups: Collaborative learning can enhance understanding. Working in pairs or small groups allows students to discuss concepts and solve problems together.
3. Use Diagrams: For each problem, sketching a triangle can help visualize the scenario and make it

easier to apply the law of cosines.

4. Take Breaks: If working on a large set of problems, take breaks to avoid fatigue. This can help maintain focus and improve retention.

5. Ask for Help: Don't hesitate to reach out to teachers or peers if you find certain problems challenging. Getting clarification can prevent misunderstandings.

Conclusion

In conclusion, a 125 law of cosines worksheet is a valuable resource for students looking to master the concepts of the law of cosines in geometry and trigonometry. Through a combination of theoretical explanations, example problems, and varied practice questions, students can develop a comprehensive understanding of how to apply this important law in various mathematical and real-world contexts. By engaging with the worksheet and following effective study strategies, students can enhance their skills and confidence in tackling complex problems involving triangles.

Frequently Asked Questions

What is the Law of Cosines?

The Law of Cosines relates the lengths of the sides of a triangle to the cosine of one of its angles, expressed as $c^2 = a^2 + b^2 - 2ab \cos(C)$.

How do you apply the Law of Cosines in a problem?

To apply the Law of Cosines, identify two sides and the included angle of a triangle, then substitute these values into the formula to find the length of the third side.

What type of triangles can the Law of Cosines be used for?

The Law of Cosines can be used for any triangle, not just right triangles, making it useful for solving all triangle types.

What is the difference between the Law of Cosines and the Law of Sines?

The Law of Cosines is used primarily when two sides and the included angle are known, while the Law of Sines is more suitable for cases involving two angles and one side or two sides and a non-included angle.

Can the Law of Cosines be used to find angles?

Yes, the Law of Cosines can be rearranged to solve for an angle when all three sides of a triangle are known, using the formula $\cos(C) = (a^2 + b^2 - c^2) / (2ab)$.

What are some common mistakes when using the Law of Cosines?

Common mistakes include misidentifying the sides and angles, incorrect substitution of values, and overlooking the need for angle measures to be in the correct unit (degrees or radians).

What resources are available for practicing the Law of Cosines?

Many online educational platforms offer worksheets, interactive quizzes, and instructional videos specifically focused on the Law of Cosines.

How can I create a worksheet for the Law of Cosines?

To create a worksheet, include a variety of problems that require the application of the Law of Cosines, such as calculating side lengths, finding angles, and real-world applications involving triangles.

Find other PDF article:



<https://soc.up.edu.ph/12-quote/Book?trackid=BBL88-7741&title=challenge-cna-exam-california.pdf>

125 Law Of Cosines Worksheet

125 -

125 125

125% ...

Apr 11, 2025 ·  125% 

125 -

125UUUSR

□□□□□□□□□□□□□□□□□□□□ - □□

[illegible]

□□□□*ftp*□□□□□□□□□□□□ - □□□□

Apr 3, 2018 · ftp ftp

125 cc - Motoren | 2dehands

Yamaha tdr 125 Yamaha tdr 125 cc 2takt top staat alles werkend op belgisch kenteken € 2.200,- 4 jul
25 nemo lemmens Deurne

ftp://...? - ...

☐ FTP ☐ 1. ☐ FTP ☐ 2. ☐ Windows ☐

20125150 - 00

[illegible]

□□□□ 125□CA125□□□□□□□□□□ - □□

carbohydrate antigen 125 (CA125) (ovarian cancer marker) ...

ultra 5 225H 125H 13500H -

[illegible]

125 -

$\square \dots$

□□□□□□□□ 125% □□□□□□□□□□□□□□□□ ...

Apr 11, 2025 · [125%](#) [...](#)

□□125□□□□□□□□ - □□

125 UU USR

-

125Hz

...

ftp -

Apr 3, 2018 · ftp ftp

125 cc - Motoren | 2dehands

Yamaha tdr 125 Yamaha tdr 125 cc 2takt top staat alles werkend op belgisch kenteken € 2.200,- 4 jul 25 nemo lemmens Deurne

ftp? -

FTP 1. FTP 2. Windows

20 125 150 -

20 125 150

125 CA125 -

carbohydrate antigen 125 CA125 () ()

ultra 5 225H 125H 13500H -

Ultra 5 225H Ultra 5 125H i5 - 13500H Ultra 5 225H 14 18 4 8 2

Master the 125 law of cosines worksheet with our comprehensive guide. Enhance your understanding of triangle calculations and boost your math skills. Learn more!

[Back to Home](#)